

**SECOND  
EDITION**



*Union Special*  
INDUSTRIAL SEWING EQUIPMENT

**CATALOG NO. 83L**

---

---

**STYLES**

**61200**

**61300**

---

---

**LIST OF PARTS**

**LOCK STITCH MACHINES**



PROPERTY OF  
DEVELOPMENT/CATALOG DEPT.

Please return to the Catalog Dept.

Date received to file: DEC 08 1992

Catalog No. 83 L

Second Edition

LIST OF PARTS

Styles in Classes

61200 61300

The Lockstitch Machine

The parts listed in this catalog are  
furnished at list prices for repairs only

Second Edition

Copyright 1939

By

Union Special Machine Co.  
Rights Reserved In All Countries

Union Special Machine Company  
Chicago U.S.A.

Printed in U.S.A.

## OFFICES, SERVICE STATIONS, FOREIGN DISTRIBUTORS

- ★ CHICAGO, ILL. Union Special Machine Co., 404 N. Franklin St. Main Office and Factory. T. S. Whitsel, Gen. Sales Mgr. J. W. McLain, Asst. Gen. Sales Mgr. L. C. Morris, Foreign Sales Mgr. A. E. Brauch, District Sales Mgr. T. C. Wiebers, Office Mgr. Tel. Superior 6920.
- ALLENTOWN, PA. 1749 Turner St. P. O. Box 1253. W. L. Johnson. Tel. 2-9474.
- ★ ATLANTA, GA. 155 Spring St. P. T. McLendon, Mgr. Tel. Main 3377.
- BALTIMORE, MD. 34 S. Eutaw St. H. A. McGwier. Tel. Plaza 8499.
- ★ BOSTON, MASS. 210 Lincoln St. C. E. Stevens, Mgr. Tel. Liberty 0148.
- ★ CINCINNATI, O. 422 Temple Bar Bldg. W. E. LeRoy, Mgr. Tel. Parkway 2521.
- CLEVELAND, O. 1276 W. Third St. K. D. Bear. Tel. Main 9657.
- DETROIT, MICH. 2725 Boston Blvd. W. J. F. Livingston. Tel. Tyler 6-4118.
- FT. WORTH, TEX. 912 Morningside Drive. H. M. Petershagen. Tel. 4-7776.
- GREENSBORO, N. C. 402 S. Mendenhall St. L. F. McGwier, Tel. 6301.
- GREENVILLE, S. C. 207 Cleveland St. F. E. Hodtum. Tel. 2581-W.
- JOHNSON CITY, N. Y. 49 Cherry St. Wm. Browne, Tel. 7-3179.
- KANSAS CITY, MO. 5014 College Ave. T. O. Biggers. Tel. Wabash 6966.
- LOS ANGELES, CAL. 1303 So. Main St. C. E. Downs. Tel. Prospect 5636.
- MINNEAPOLIS, MINN. 3608 27th Ave. So., R. W. Bredahl. Tel. Drexel 3331.
- MONTREAL, QUE. Blvd. St. Laurent at Prince Arthur. S. J. Storey. Tel. LA 7944.
- NASHVILLE, TENN. Observatory Drive. W. J. Brauch. Tel. 7-3984.
- NEWARK, N. J. 60 Park Place. H. K. Lanning. Tel. Market 3-3123.
- NEW ORLEANS, LA. 202 Godchaux Bldg. M. O. Moulton. Tel. Raymond 8137.
- ★ NEW YORK, N. Y. 116 E. 27th St. Wm. Bleicher. Mgr. Tel. Murray Hill 4-4665 or 4-4666.
- ★ PHILADELPHIA, PA. 401 N. Broad St. T. M. Murphey, Mgr. Tel. (Bell) Walnut 3131, (Key.) Race 1078.
- PITTSBURGH, PA. 3217 Pinehurst Ave. R. G. Timm. Tel. Locust 1086.
- POTTSVILLE, PA. 20 South Center St. L. J. Perrin. Tel. 2508-J.
- ★ ST. LOUIS, MO. 1127 Pine St. E. E. Gratsch, Mgr. Tel. Main 1776.
- ★ SAN FRANCISCO, CAL. 371 4th St. J. M. Biddle, Mgr. Tel. Garfield 7999.
- SEATTLE, WASH. 107 Cherry St., R. M. Seay. Tel. Seneca 2420-2421.
- ★ TORONTO, ONT. 137 Wellington St. W. G. A. Rundle, Mgr. Tel. Adelaide 2909.
- UTICA, N. Y. 329 Jay St. P. J. Steeper, Tel. 4-6422.
- WATERFORD, N. Y. 22 Fourth St. A. J. Brown. Tel. 467.
- WINNIPEG, MAN. 1065 Dominion St. Walter Baldwin. Tel. 24244.
- YORK, PA. 837 Florida Ave. Wm. Denholm. Tel. 64196.

### OVERSEAS

- AFRICA—Capetown, Durban, Johannesburg, Port Elizabeth, South Africa. Port Louis, Mauritius.
- ASIA—Hong Kong, Shanghai, and Tientsin, China. Bombay and Calcutta, India. Osaka and Tokyo, Japan. Manila, P. I.
- AUSTRALIA — Brisbane, Melbourne, Perth, Sydney.
- EUROPE—Vienna, Austria. Brussels, Belgium. Copenhagen, Denmark. Leicester and London, England. Helsingfors, Finland. Paris and Lyons, France. Berlin, Chemnitz, Ebingen, Erfurt, Frankfurt am Main, Koln, Stuttgart, Germany. Milan, Italy. Oslo, Norway. Oporto, Portugal. Dundee and Glasgow, Scotland. Barcelona, Spain. Boras and Stockholm, Sweden. Zurich, Switzerland.
- NEW ZEALAND — Auckland, Christchurch, Dunedin, Wellington.
- NORTH AMERICA — Havana, Cuba. Mexico City and Monterey, Mexico. Jamaica, B. W. I. San Juan, P. R.
- PACIFIC ISLANDS — Honolulu, Hawaii. Sourabaya, Java.
- SOUTH AMERICA—Buenos Aires, Argentina. Porto Alegre, Sao Paulo, Recife, Brazil. Santiago, Chile. Barranquilla, Bogota, Medellin, Colombia. Guayaquil, Ecuador. Lima, Peru. Montevideo, Uruguay. Caracas, Venezuela.

### \*MAIN OFFICES

## IDENTIFICATION OF MACHINES

Each Union Special carries a style number which is stamped in the name plate on the machine. Style numbers are classified as standard and special. Those which are standard have one or more letters suffixed, but never contain the letter "Z". Example: 61200 C. Style numbers which contain the letter "Z" are special.

Styles of machines similar in construction are grouped under a class number which differs from the style number in that it contains no letters. Example: 61200.

## APPLICATION OF CATALOG

This catalog applies only to the standard styles of machines as listed herein. It can also be applied with discretion to the special machines in these classes.

### STYLES OF MACHINES IN CLASS 61200

#### Short Arm Lockstitch

61200 C Short Arm Lockstitch, 5/16 inch sewing capacity, equipped with oil cup for hook unit and air pump.

61200 F Same as 61200 C except oil cup for hook unit and air pump are omitted.

### STYLES OF MACHINES IN CLASS 61300

#### Long Arm Lockstitch

61300 C Long Arm Lockstitch, 5/16 inch sewing capacity, equipped with oil cup for hook unit and air pump.

61300 E Same as 61300 C except it is high throw with 7/16 inch sewing capacity and oil cup for hook unit and air pump omitted.

61300 F Same as 61300 C except oil cup for hook unit and air pump are omitted.

## NEEDLES

### TYPE NUMBERS AND SIZES

Each needle has a type number and size number. The former denotes the kind of shank, point, length of groove, finish, and other details. The latter denotes the largest diameter of the blade, measured in thousandths of an inch across the eye, and is stamped in the needle shank. Collectively, the type number and the size number is the complete symbol.

## NEEDLES (Cont'd)

### TYPE NUMBERS AND SIZES (Continued)

To have orders promptly and accurately filled, the empty package, a sample needle, or the type and size number should be given. See marks on packages. An intelligent order would read as follows: "1000 Needles Type 180 Size 040".

The following types and sizes are available.

Type No.	Description and Sizes
180	Round shank, round point, lock stitch, short length, standard length blade, single groove, ball eye, spotted, nickel plated- sizes 028, 032, 036, 040, 044, 048, 054, 060
180 A	Round shank, round point, lock stitch, short length, short blade, single groove, ball eye, spotted, nickel plated- sizes 032, 036, 038, 040, 044
180 G	Round shank, round point, lock stitch, short length, standard length blade, single groove, ball eye spotted, chromium plated- sizes 032, 036, 040, 044, 048, 054, 060
181 A	Round shank, round point, lock stitch, short length, short blade, single groove, uniform blade, spotted, nickel plated- sizes 022, 024, 026, 028, 030

### USES

Types 180 and 180 G are designed for the general run of work, Types 180 A and 181 A for the lighter grades of work. All four types have the same overall length and the same distance from the butt to the top of the eye, consequently, they will interchange without readjusting the height of the needle bar.

### ORDERING REPAIR PARTS

#### PLATES

Grouped, according to scale, will be found illustrations of parts similar in appearance, and, to some extent, component parts that go in the same subdivision of the mechanism.

When a given design of part is made in two or more sizes, only one illustration is usually shown. In ordering these pieces, it is necessary that the additional information be furnished as requested under these illustrations.

## ORDERING REPAIR PARTS (Continued)

### LIST OF PARTS

Turning from the plates to the list of parts, the description of each part and its principal uses will be found. Always check the symbol against its description before ordering. It is not necessary to furnish the plate number.

When a part is used, or can be used, in all machines covered by this catalog, no specific use is mentioned in the description.

For convenience in ordering, minor parts such as screws, nuts, and similar articles are repeated after each major part.

(-) A dash in the "plate number" column of the list of parts denotes the absence of an illustration.

(‡) A double dagger in the "symbol to order by" column denotes that the component parts cannot be furnished separately.

### IDENTIFYING PARTS

Where the construction permits, each part is stamped with its part number. Some of the smaller parts are stamped with an identification letter to distinguish them from parts similar in appearance.

All part numbers represent the same part, regardless of the catalog in which they appear.

### SUPPLIES

All supplies, including taps, reamers, belting, belt hooks, belt fasteners, belt pliers, screw drivers, wrenches and powdered oil stone will be promptly furnished.

### USE GENUINE NEEDLES AND REPAIR PARTS

Success in the operation of these machines can be secured only by the use of genuine Union Special Needles and Repair Parts as furnished by the Union Special Machine Company, its subsidiaries and authorized distributors. Obviously, it is to our interest to maintain the reputation of Union Specials by furnishing the very best goods obtainable. They are designed according to the most approved scientific principles, and are made with the utmost precision. The maximum efficiency and durability are assured.


Genuine needles are put up in packages marked at the top "Trade 'UNION SPECIAL' mark". Genuine repair parts are stamped with a reproduction of the well known two padlocks with a link connecting the shackles. Both trade marks are symbolic of superlative excellence. All other needles and parts are bogus.

ORDERING REPAIR PARTS (Cont'd)

TERMS


Prices are strictly "net cash" and are subject to change without notice. Express and freight shipments are forwarded at the buyer's risk, f.o.b. shipping point. Parcel post shipments are insured unless otherwise directed. A charge is made to cover the postage and insurance.



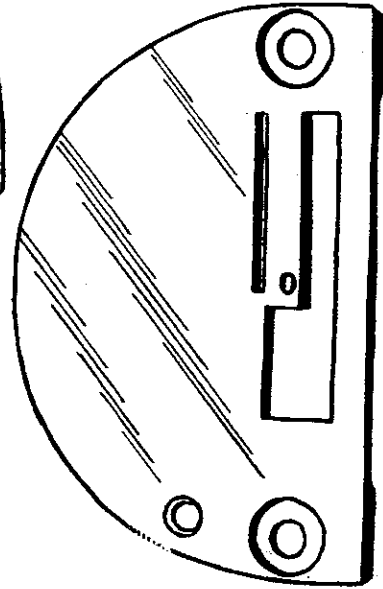


21394  
Utility Grinder

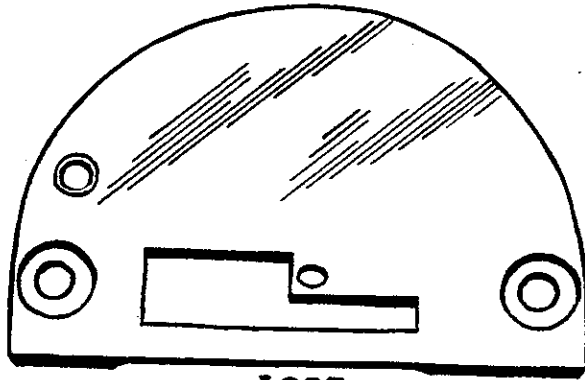
Plate 1- Full Size



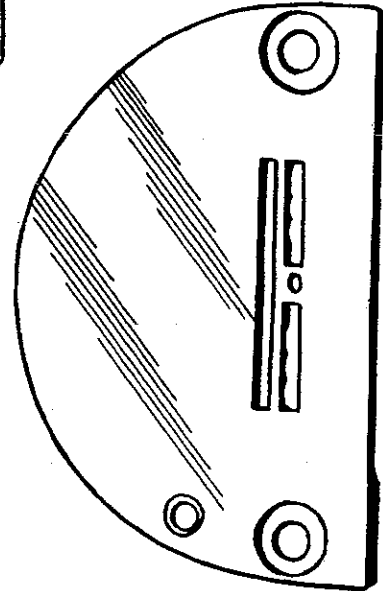
L54




L28



L225

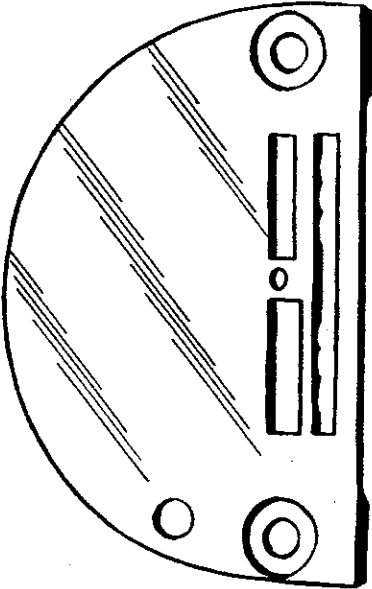


L101




L222

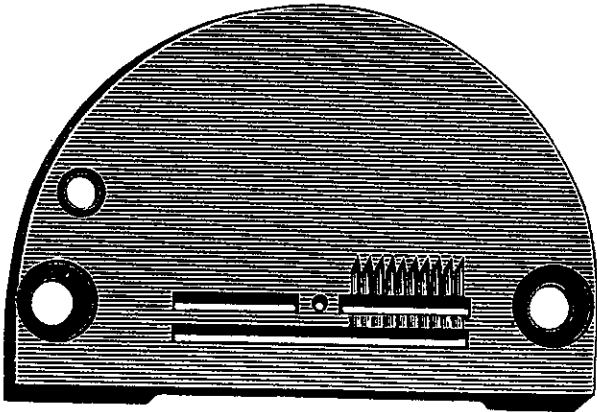
Plate 2- Full Size



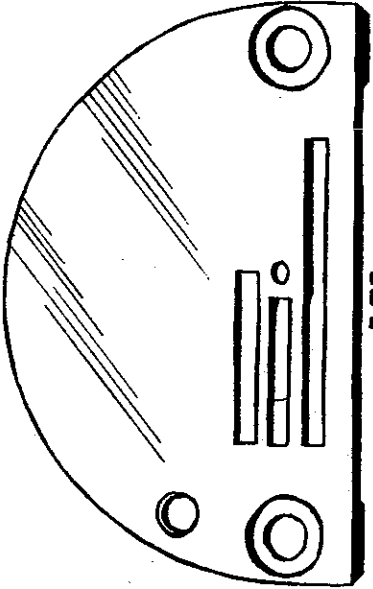
L248



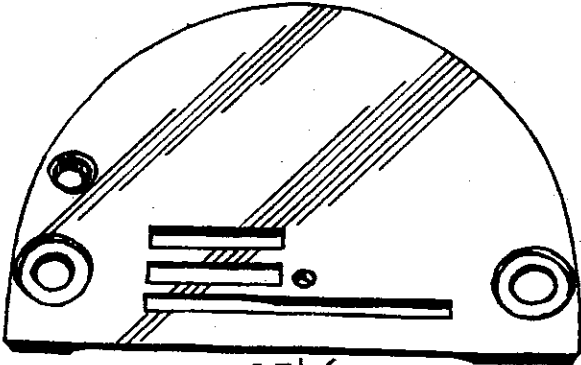
L5



61224B  
Specify Diameter  
of Needle Hole

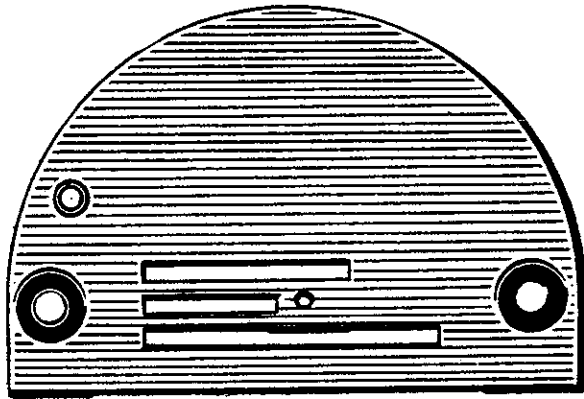


L51

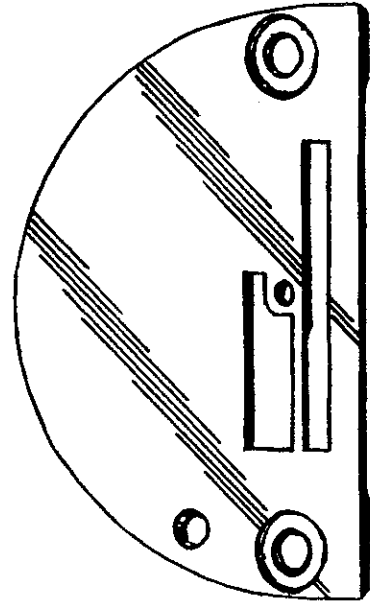


L346

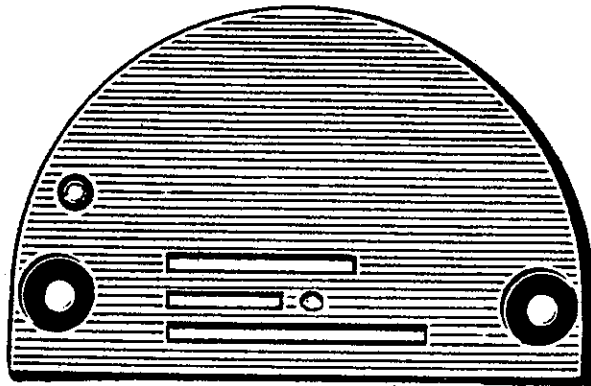
Plate 3- Full Size



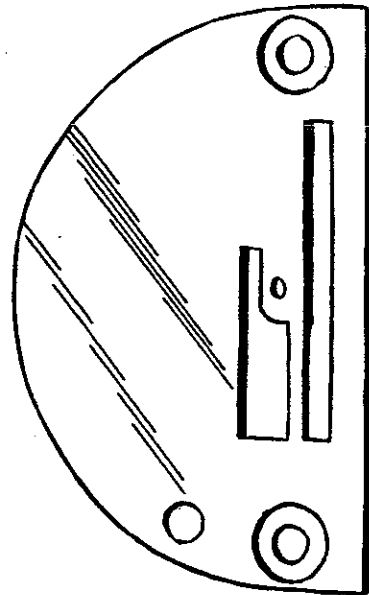
61324  
Specify Diameter  
of Needle Hole



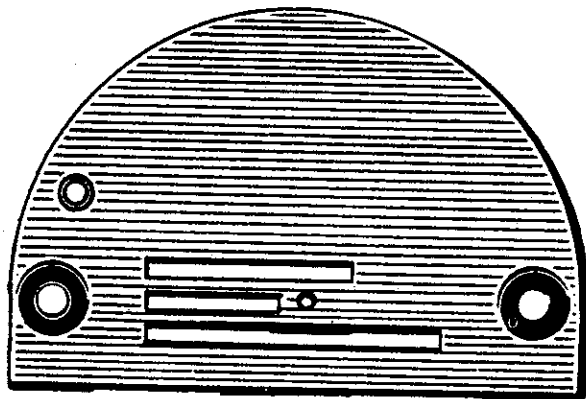
L315



61324  
Specify Diameter  
of Needle Hole

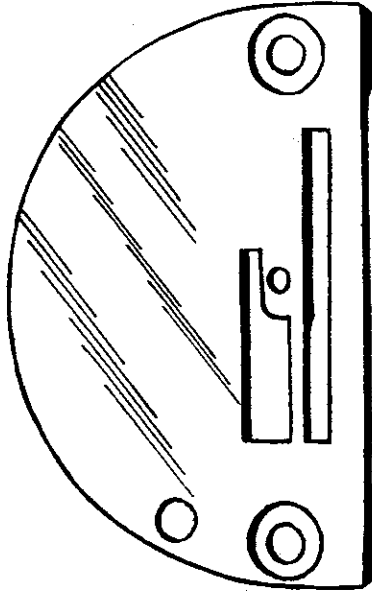


L287

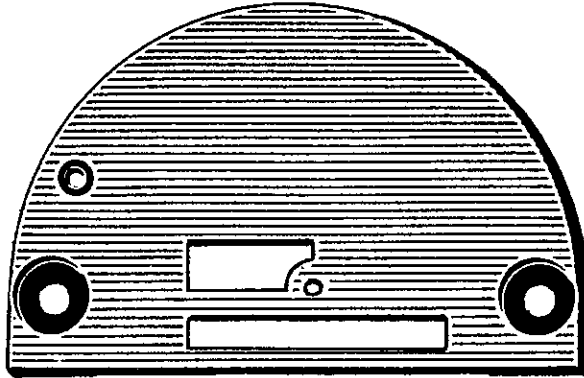


L16

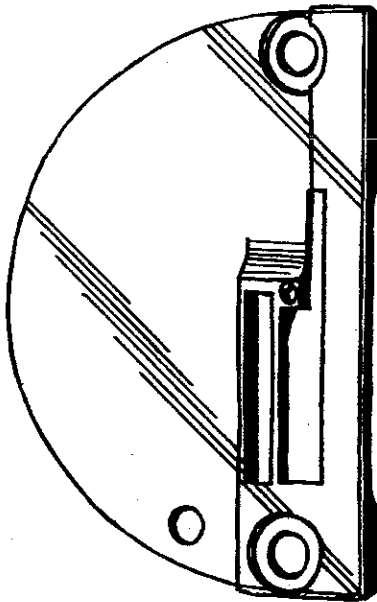
Plate 4- Full Size



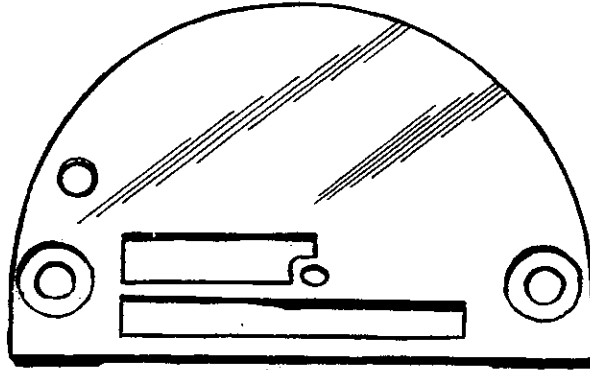
K51685




61324B  
Specify Diameter  
of Needle Hole



L331

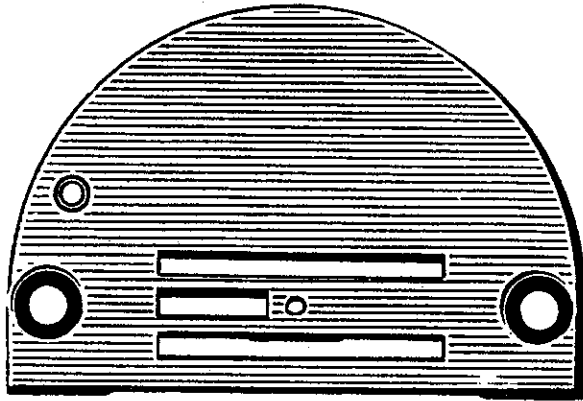


61324E  
Specify Diameter  
of Needle Hole

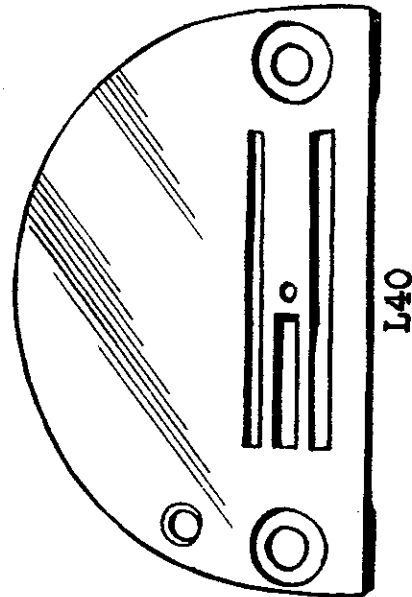


L143

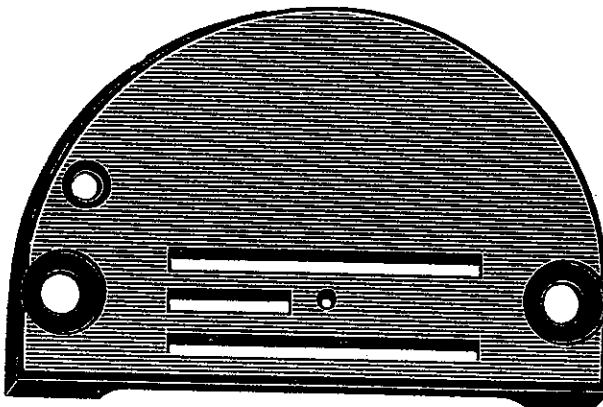
Plate 5- Full Size



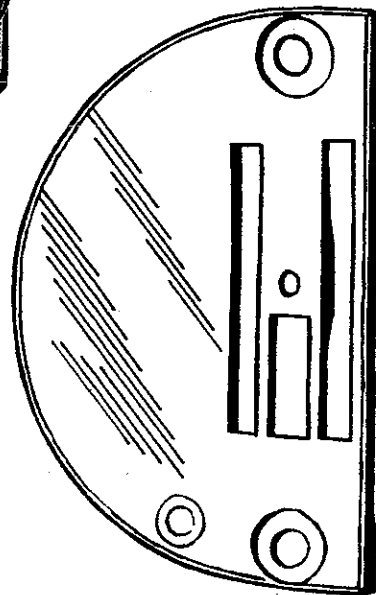
61324D  
Specify Diameter  
of Needle Hole



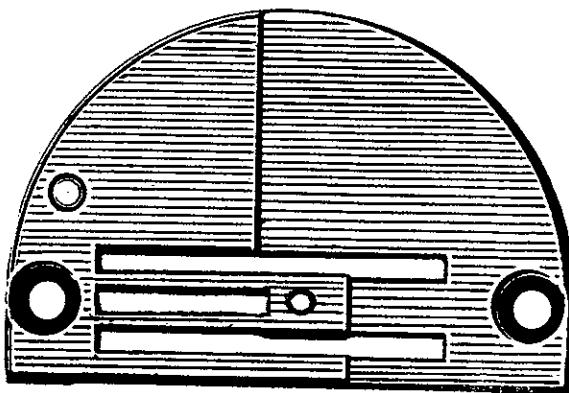
L40



61324A  
Specify Diameter  
of Needle Hole

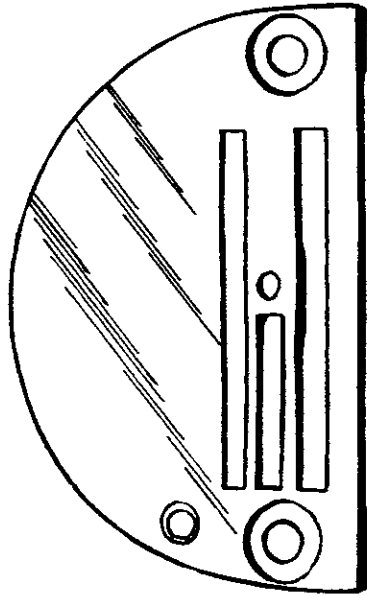


L134

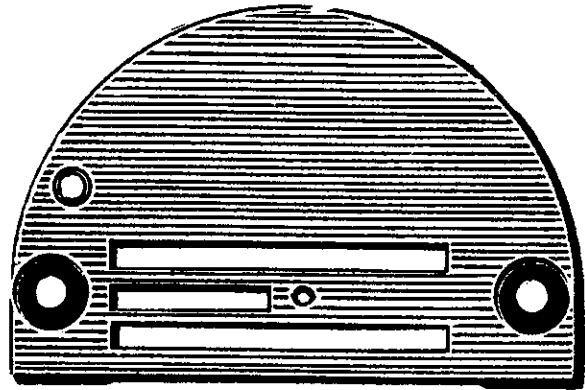


K51680

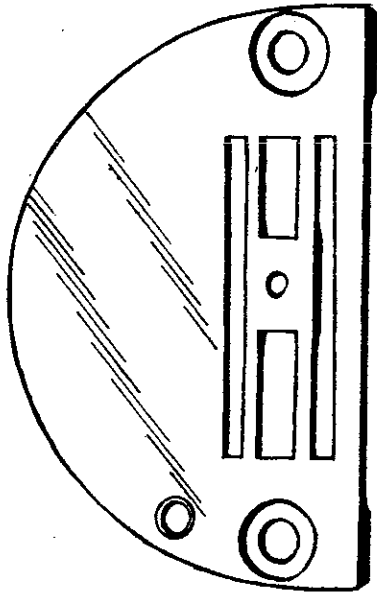
Plate 6- Full Size



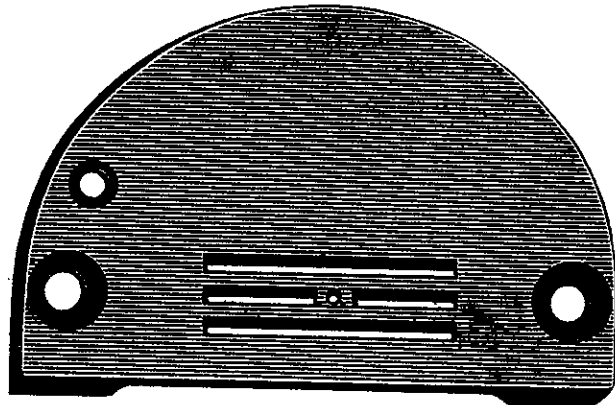
L146



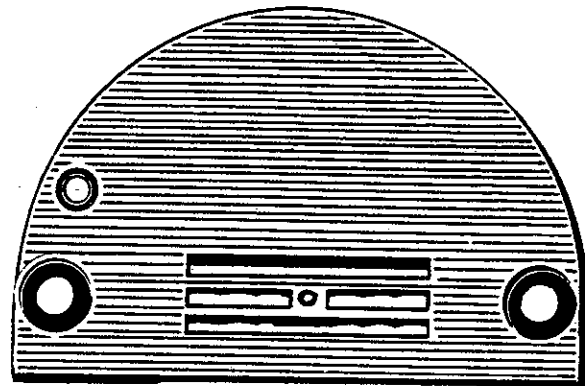
61324C  
Specify Diameter  
of Needle Hole



L57

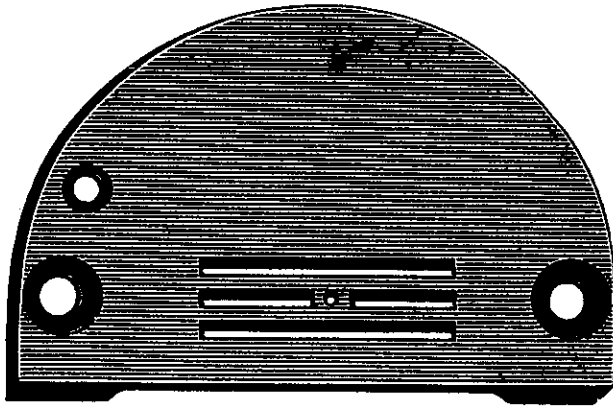


61224C  
Specify Diameter  
of Needle Hole

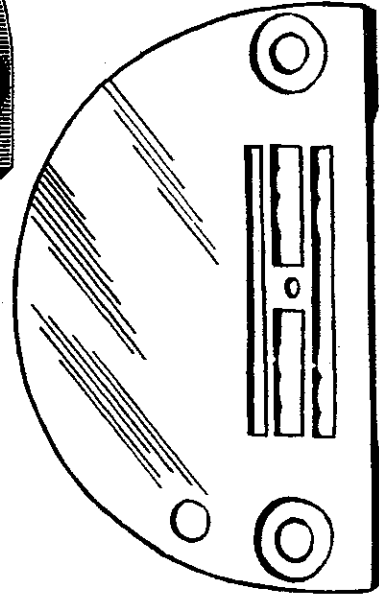


L6

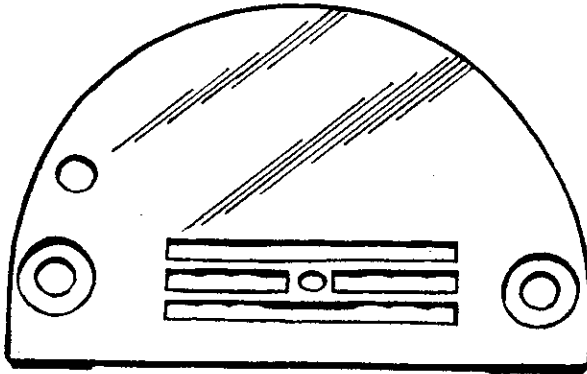
Plate 7- Full Size



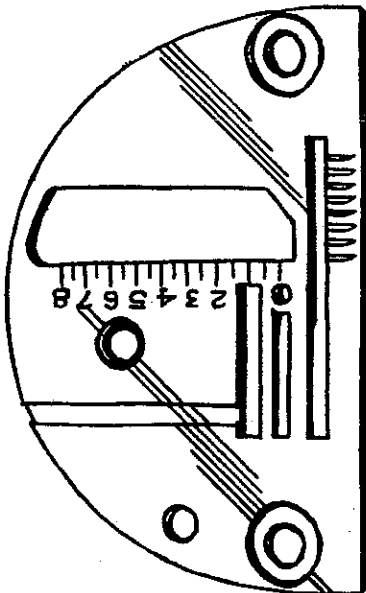
L63



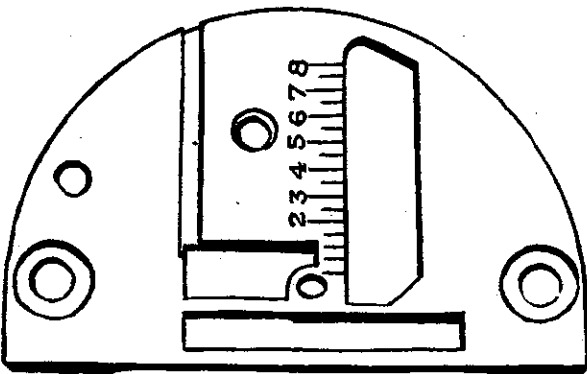
L85



L214



L314

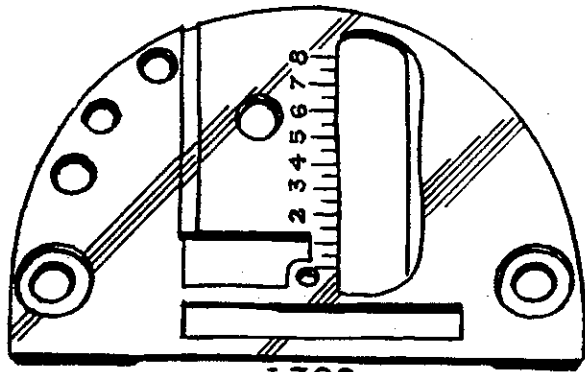


61224D

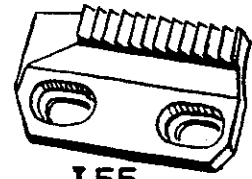
Specify Diameter  
of Needle Hole




Plate 8- Full Size



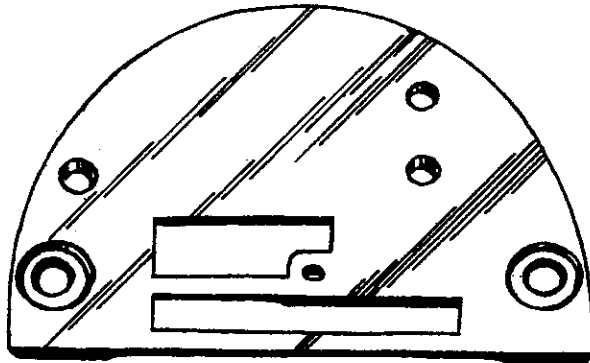
L309



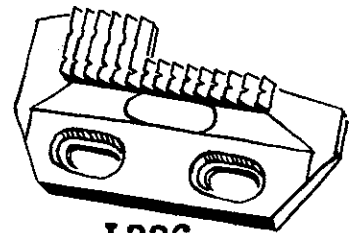
L55



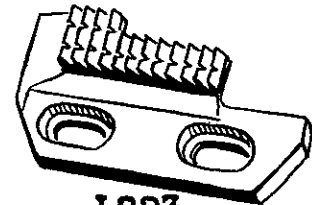
L29



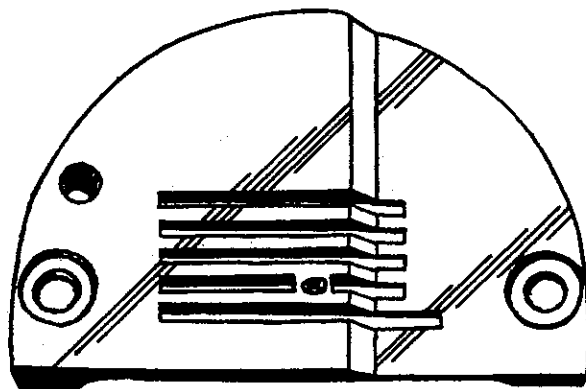
L299



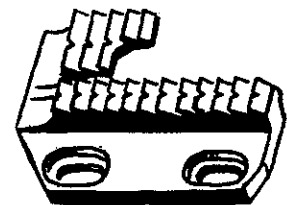
L226



L223




L278




L300


Plate 9- Full Size



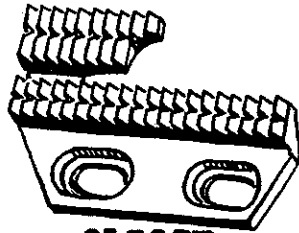
K51686



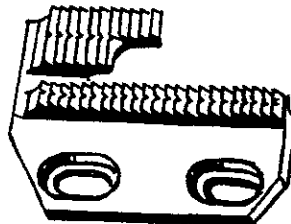
61305B



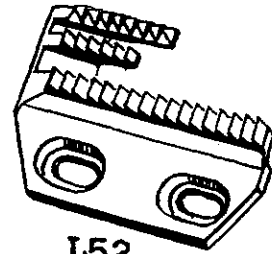
L332



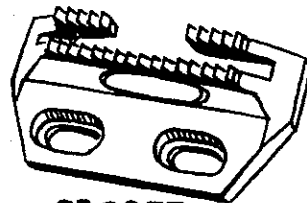
61305E



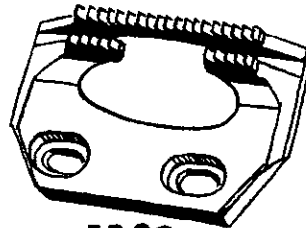
L316




L52



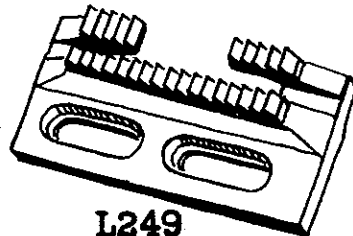
61205B




L102




L304




L249




L224



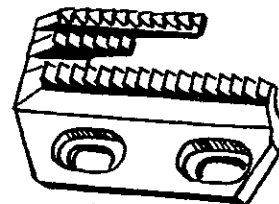
61305



L41




61305F

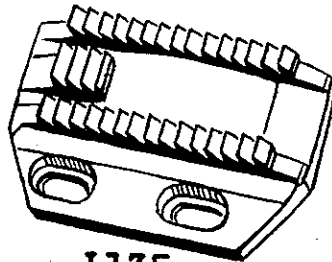


61205

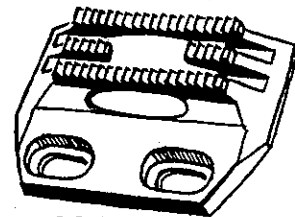
Plate 10- Full Size



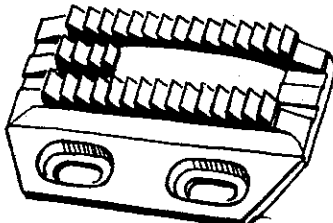
61305A



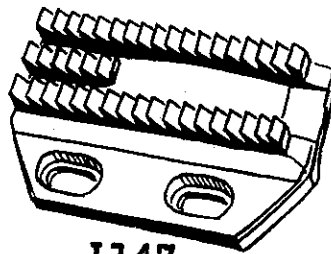
L135



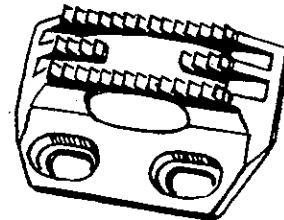
61205C




61305D



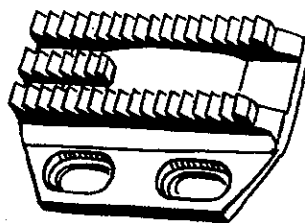
L147




61205A



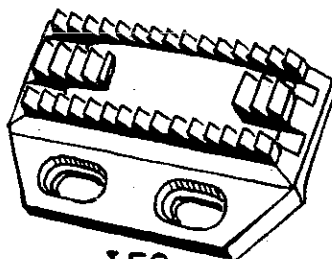
L297



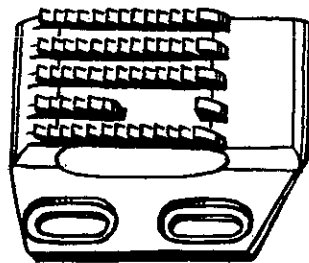
61305C




L86



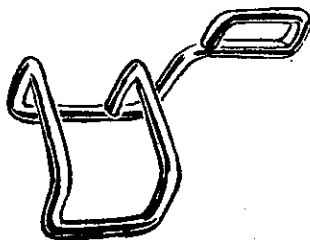
L58



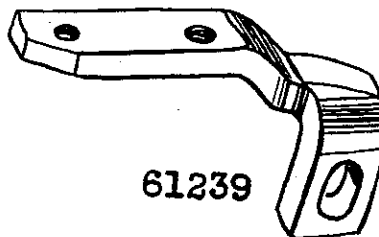
L279



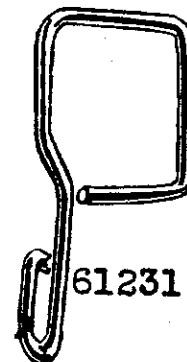
L144



L268




61239




61231

14  
16  
22


Plate 11- Full Size



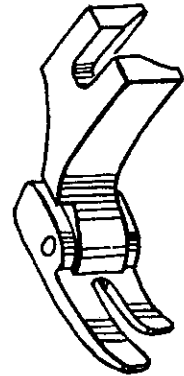
61220J



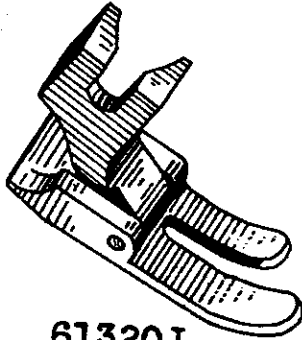
61220A



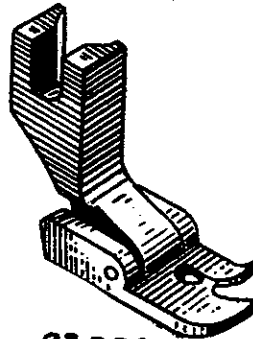
61320A



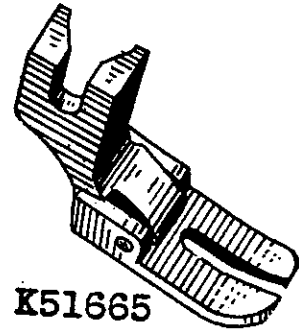
L126



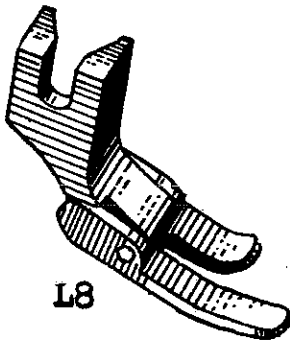
61320J



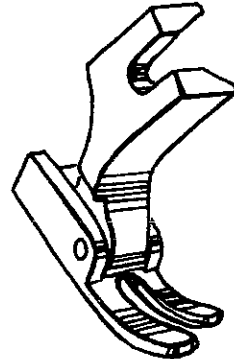
61220F



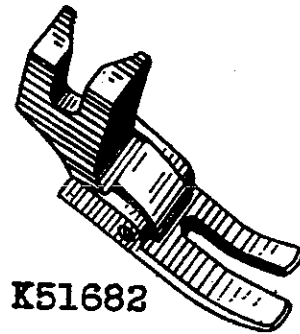
K51665



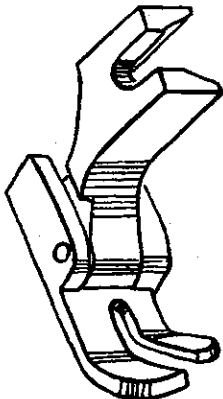
L8



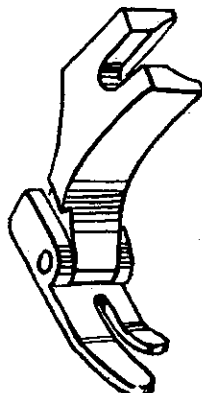
L195



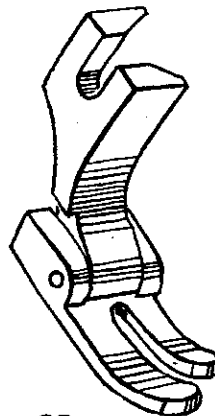
K51682



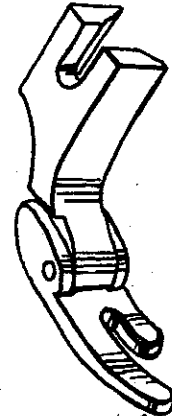
L64



L62

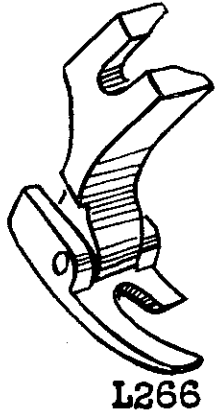


61220P

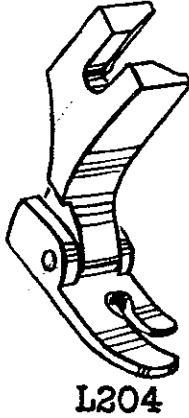


L326

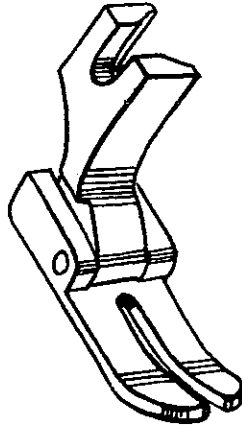
Plate 12- Full Size



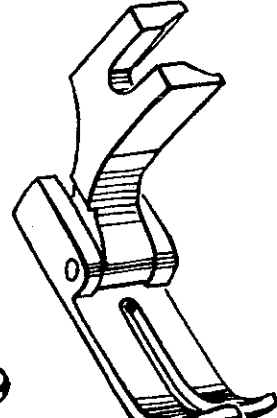
L266



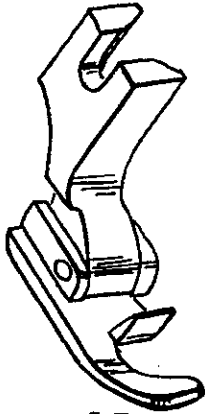
L204



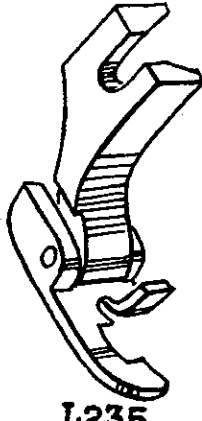
L59



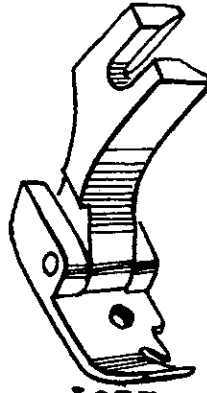
L213



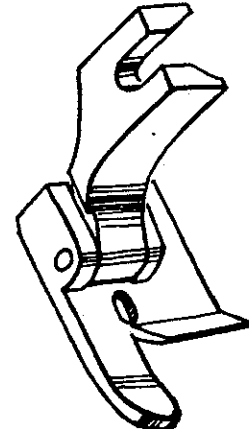
L305



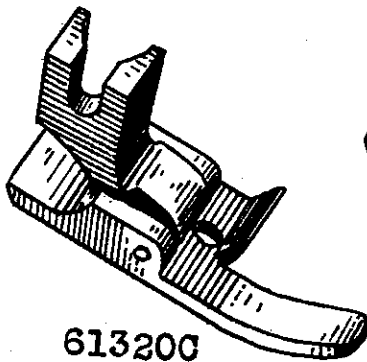
L235




L237



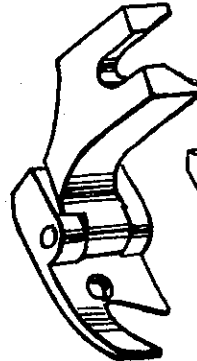
L49




61320C



K51684




L39

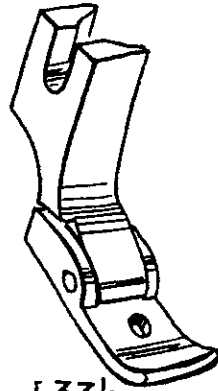


L277

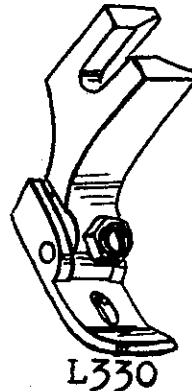
Plate 13- Full Size



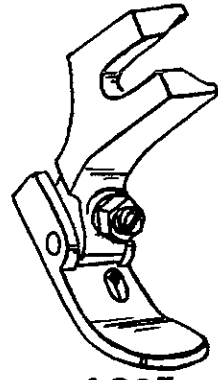
61220



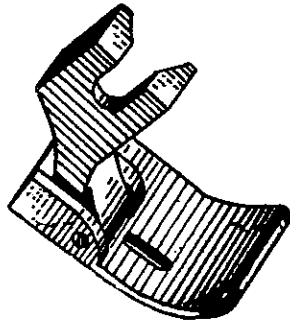
L334




L330



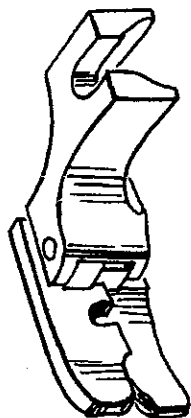
L293



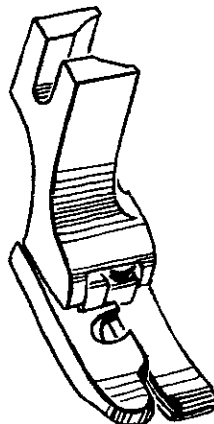
61220K



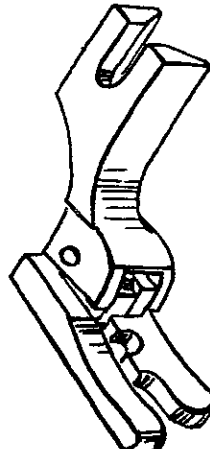
61220Q



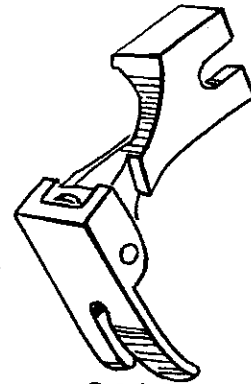
L354



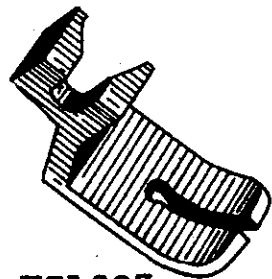
61220S



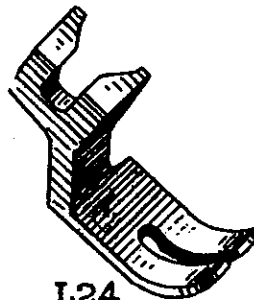
L325



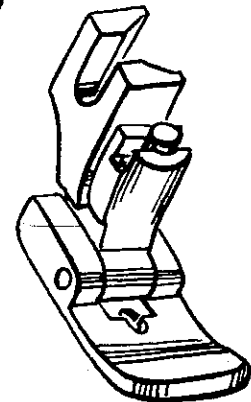
L208



K51683

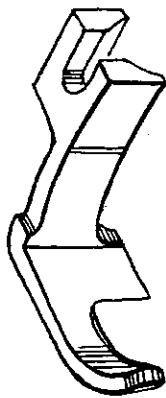


L24

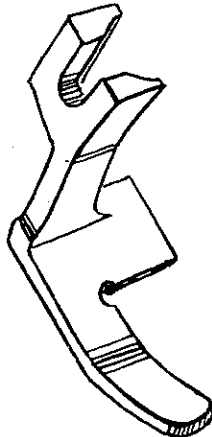


L158


Plate 14- Full Size



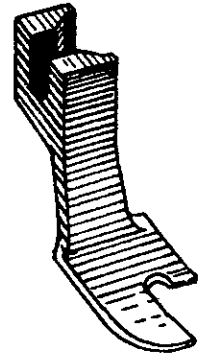
L80



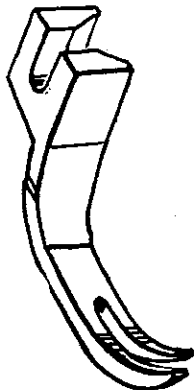
L290



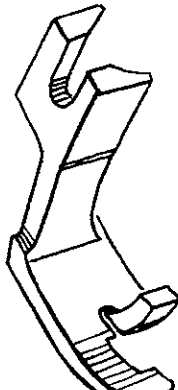
61320



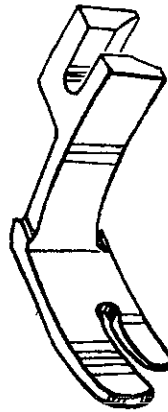
61320B



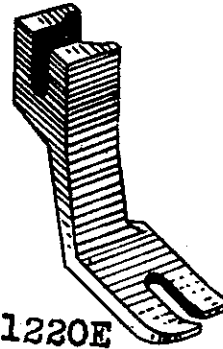
K51643



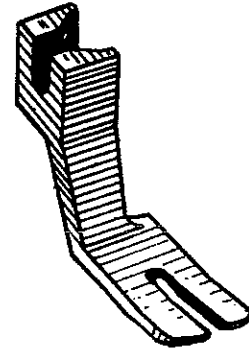
61220H



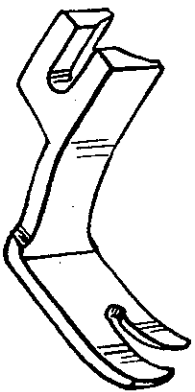
L76



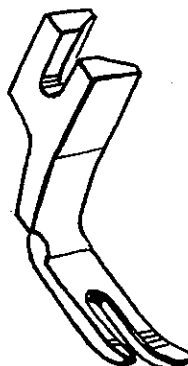
61220E



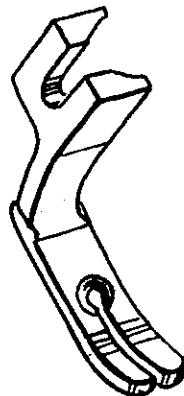
61220G



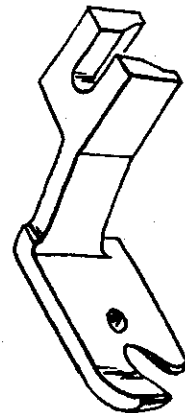
L318



L199

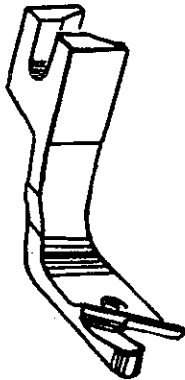


L183

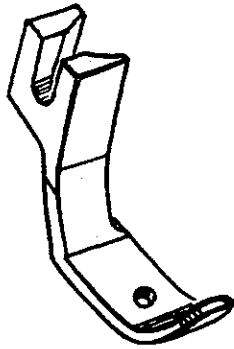


L298

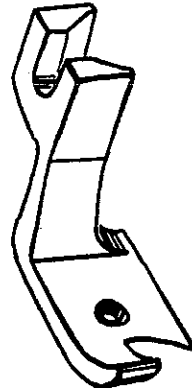
Plate 15- Full Size



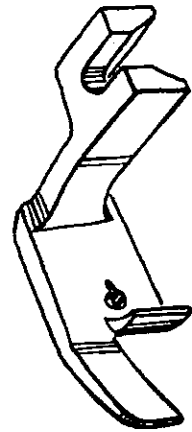
K51620



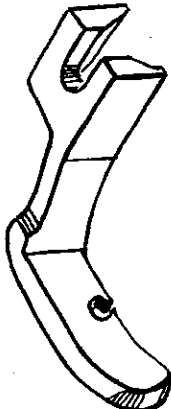
61220T



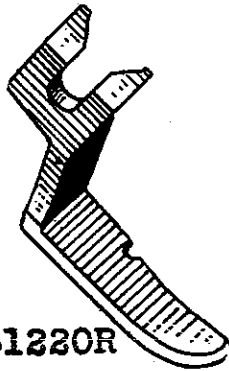
K51634



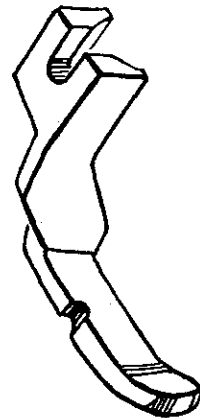
L53



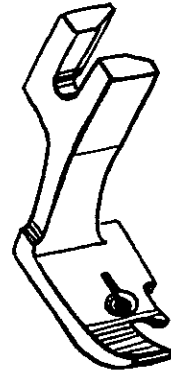
L247



61220R



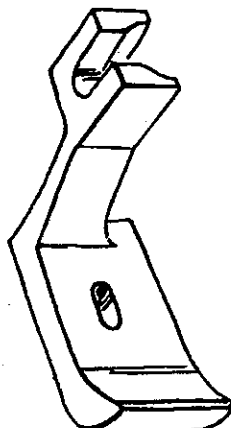
L209



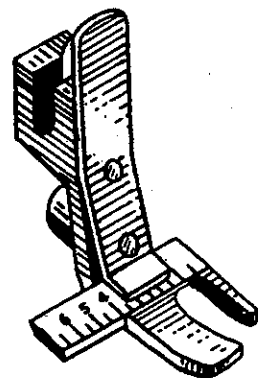
L205



L228



L281



61320D



Plate 16- Full Size

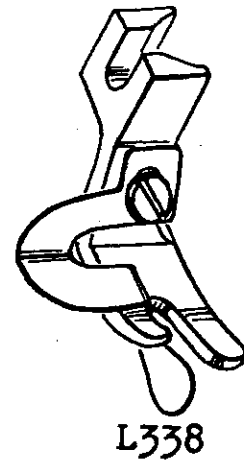
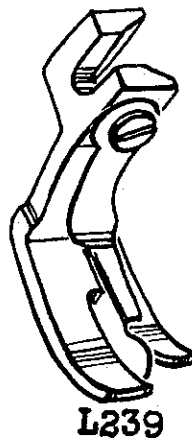

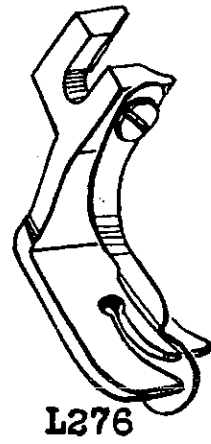
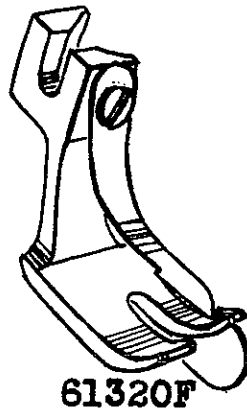
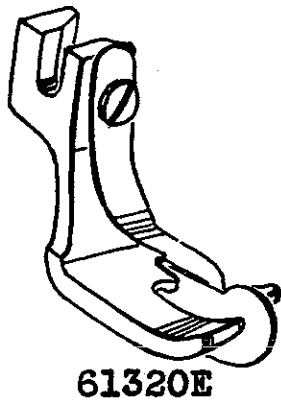

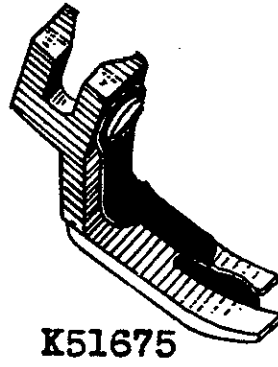
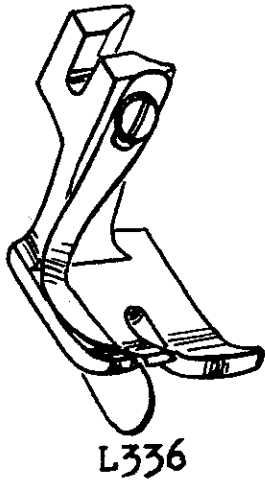
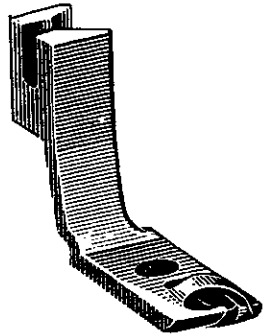
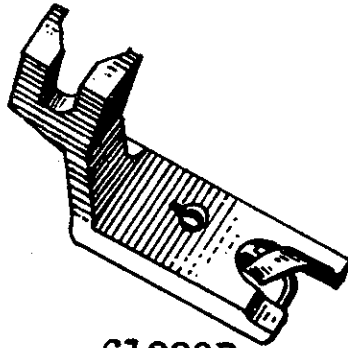



Plate 17- Full Size



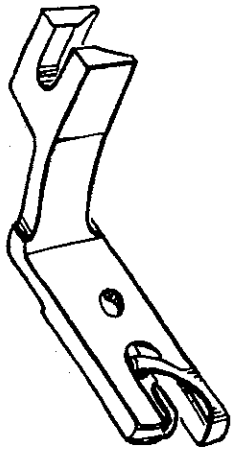
61220B  
Specify Width



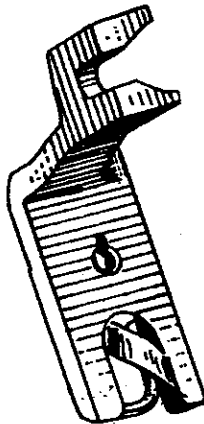
61220D  
Specify Width




61220C  
Specify Width



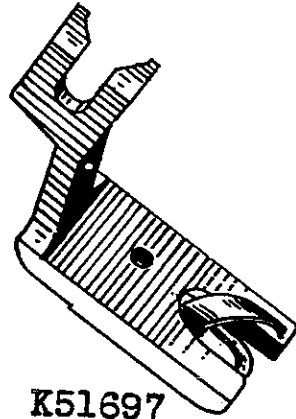
L175



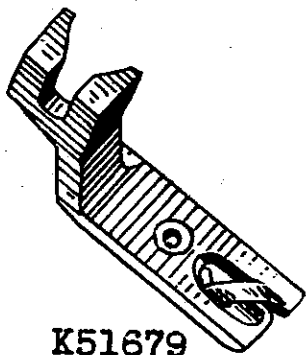
61220L  
Specify Width



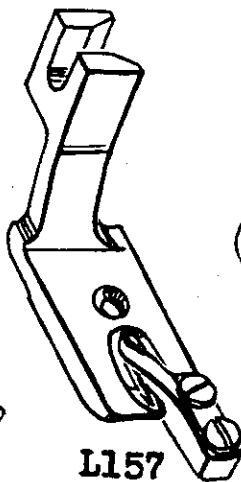
L30



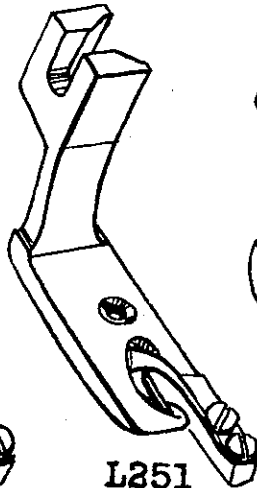
K51697



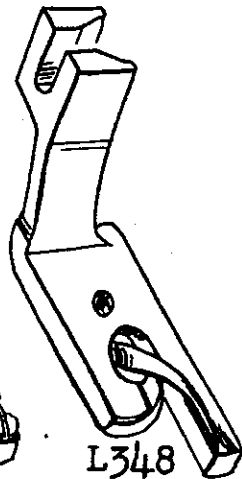
K51679



L157

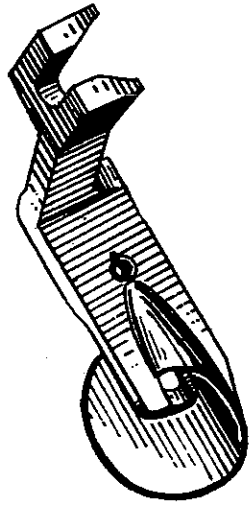


L251

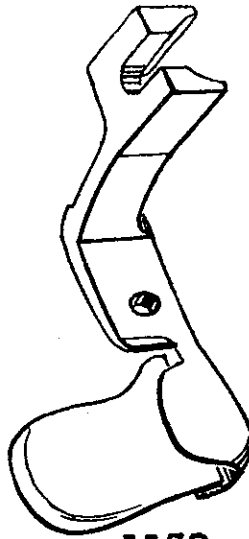


L348

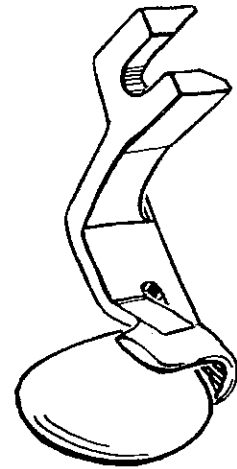
Plate 18- Full Size



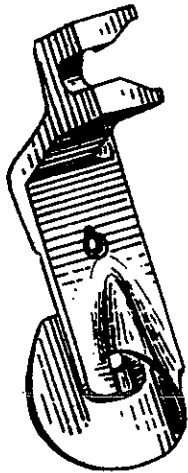
61220M  
Specify Width



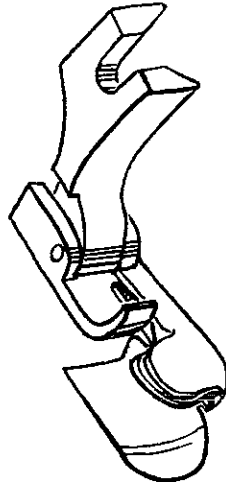
L139



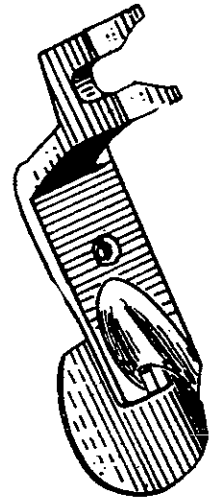
L246



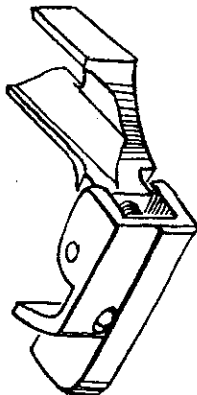
L15



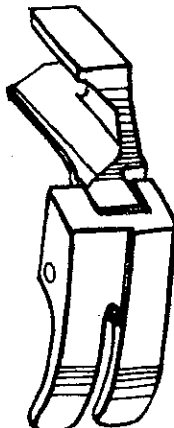
L71



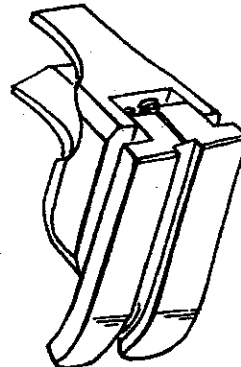
L9



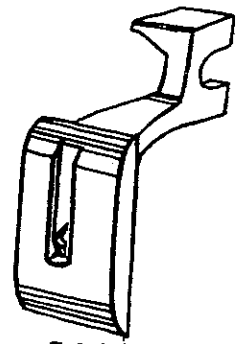
L103



L69




L351

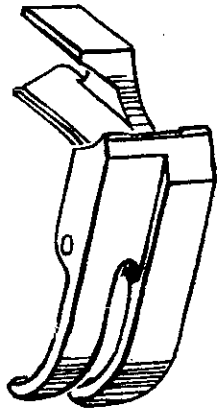


L217

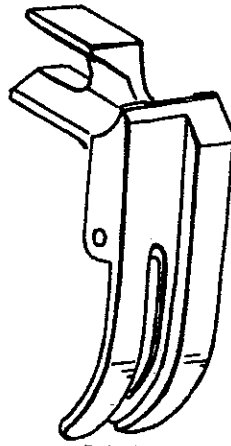
Plate 19- Full Size




L114




61320 L



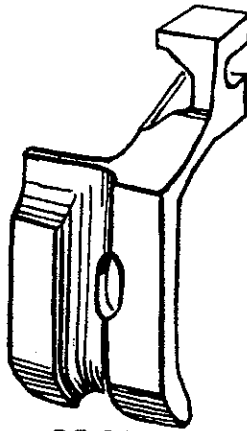
L313



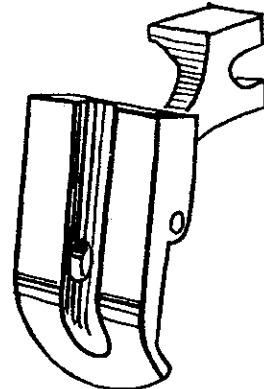
L232



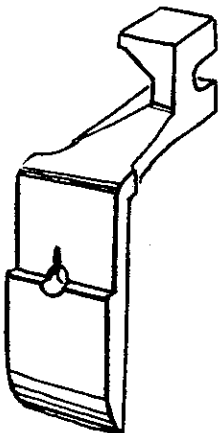
K51645



L189



L220



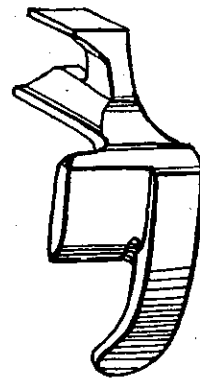
61320K



L17

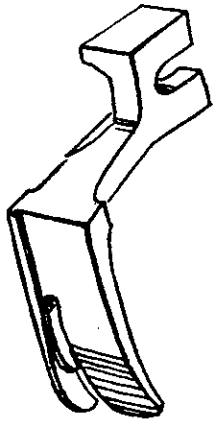


K51636

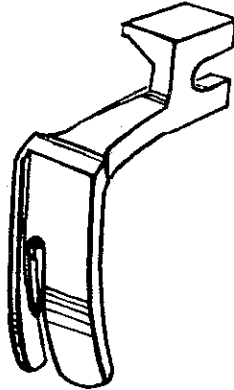


L193

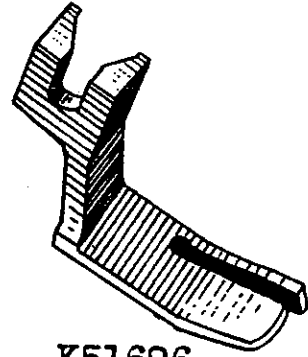
Plate 20- Full Size



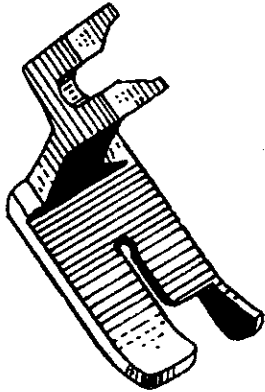
61220N




K51630



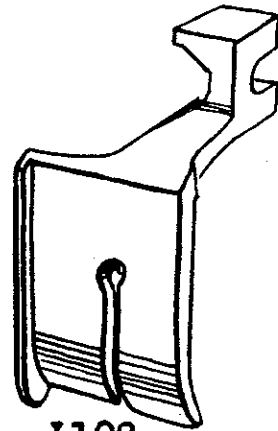
K51696



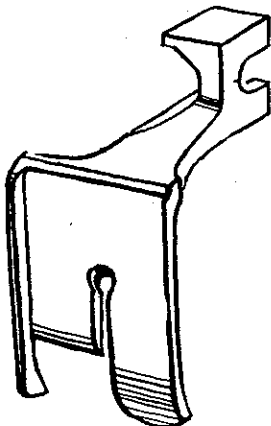
K51660



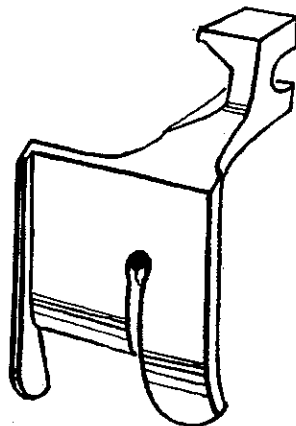
L176



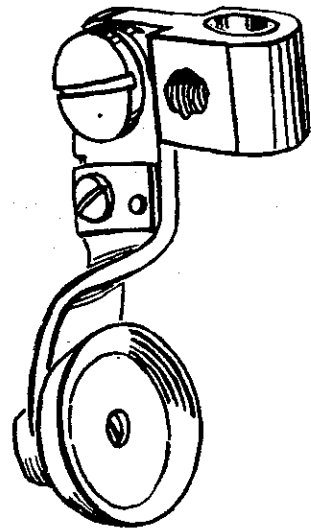
L108



K51661

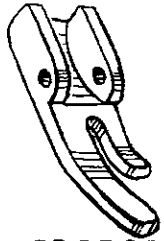


K51662

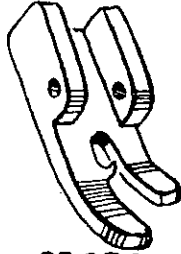


L46

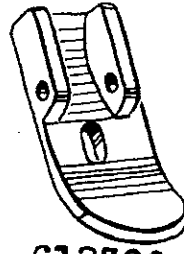
Plate 21- Full Size



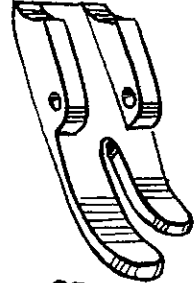
61230E



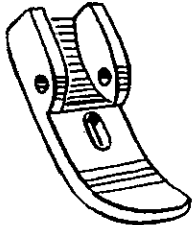
61230F



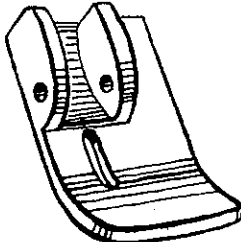
61230Q



61330A



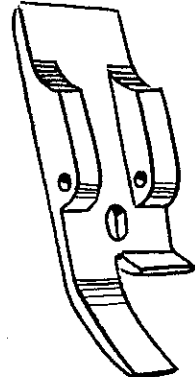
61230H



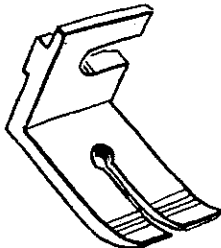
61230K



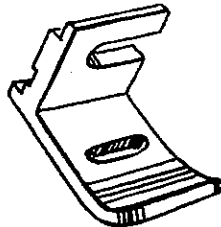
61330 L



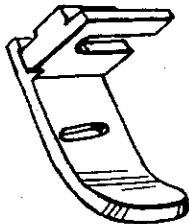
61330C



L254



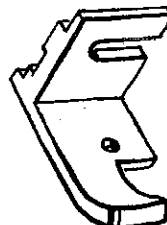
L267



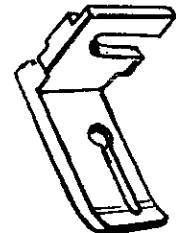
L263



L261



L271



L264




L262



61230M



61230L



L272

Plate 22- Full Size

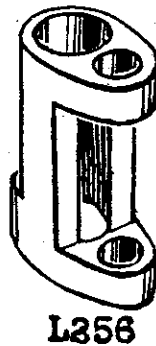
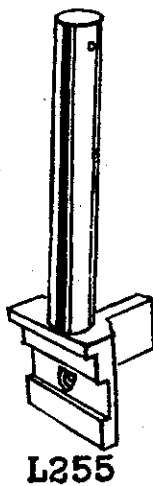
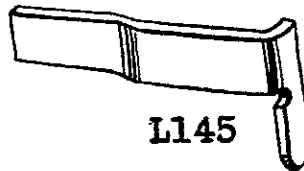
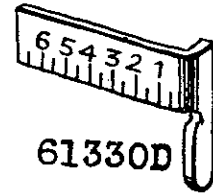
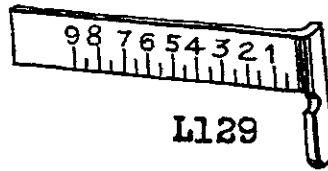

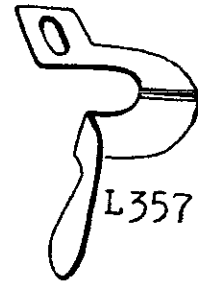
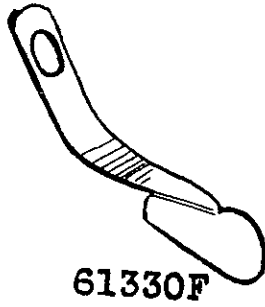
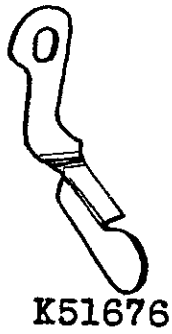










Plate 23- Full Size



 22564E   
  22716B   
  22716A   
  22743   
  187A   
  73 A   
  89








 91 A   
  22561   
  22738   
  22764   
  88   
  22752   
  22563








 77   
  96   
  22562   
  22565A   
  98   
  95   
  22768

 87 U   
  22560   
  B   
  22764   
  A   
  96 A   
  90   
  22569A   
  22570

 531   
  22877   
  22570   
  A   
  22818   
  22730   
  22726   
  22711

 376   
  134   
  K51693   
  22875   
  22735   
  22548A   
  L260

 94   
  22591   
  22706A   
  93A   
  22878   
  22757A   
  250

 22585   
  A   
  22758B   
  22848   
  HA61D   
  22839A   
  22586D







 22775   
  22845C   
  22632F-24   
  719   
  22581   
  93



Plate 24- Full Size



Plate 25- Full Size

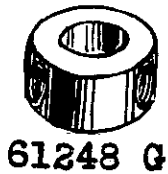

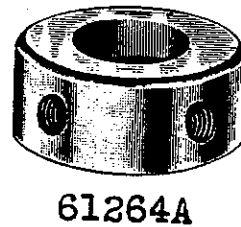

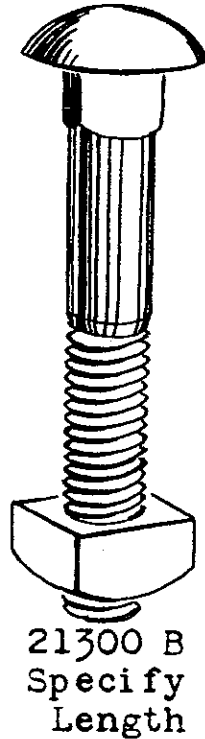
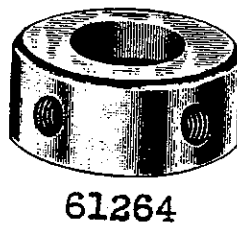
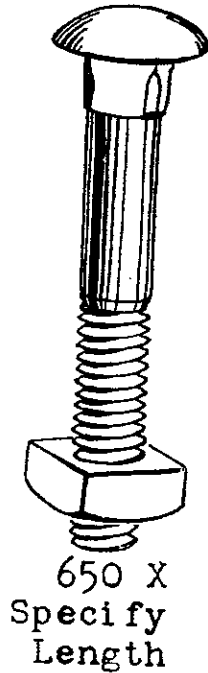

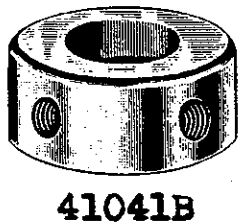
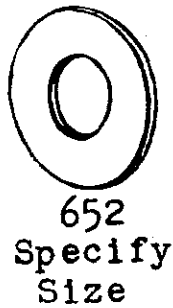


Plate 26- Full Size

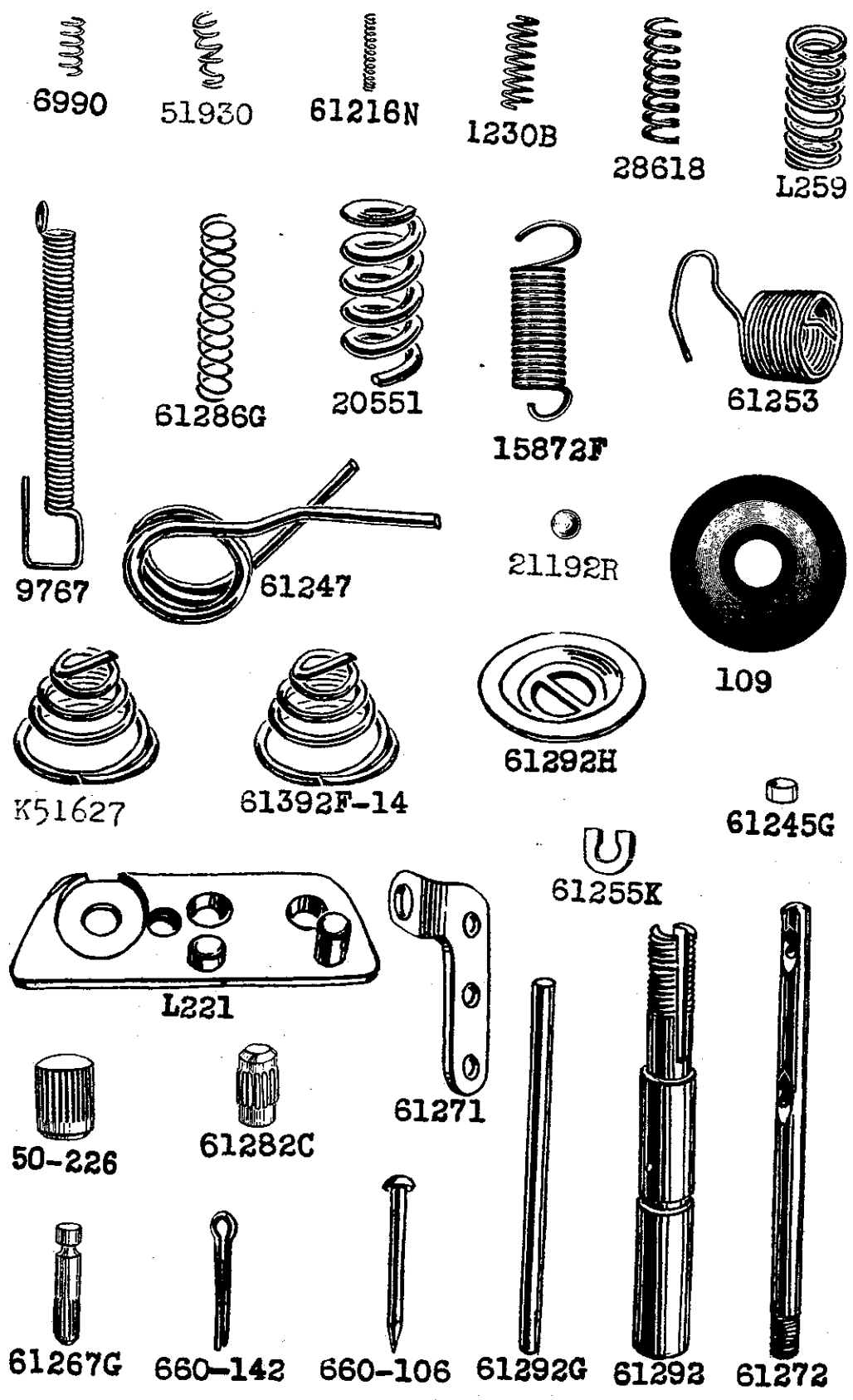




Plate 27- Full Size



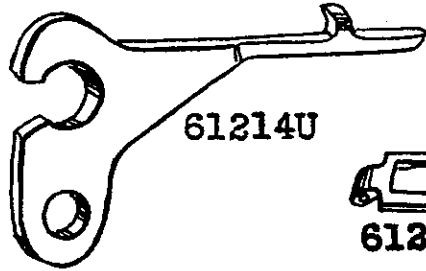
61218A




61270



61370E



61214U



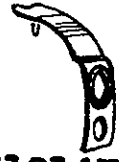
61216



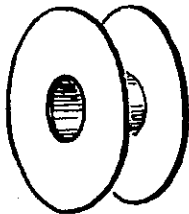
61215N



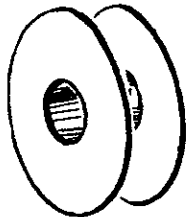
61215



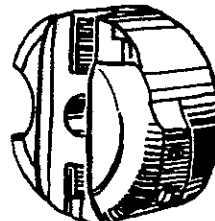
61214N



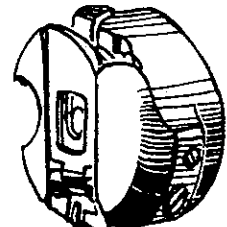
61212



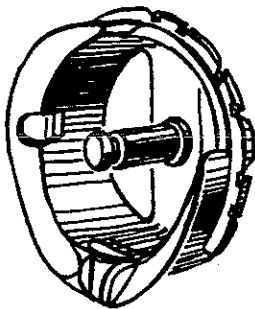
61212A



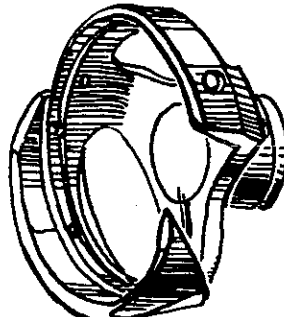
61213N



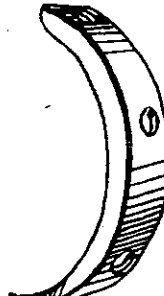
61213



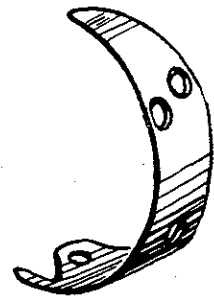
61214



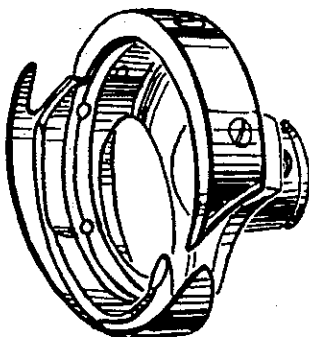
61208A



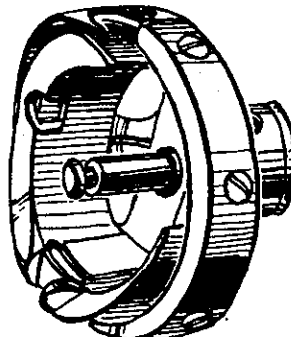
61211



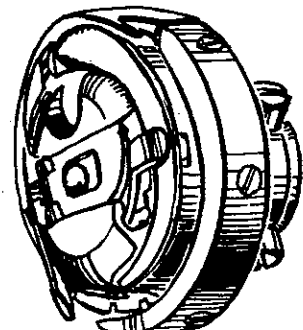
61210



61207A



61207B



29474A

Plate 28- Full Size


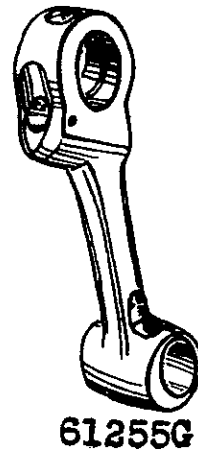

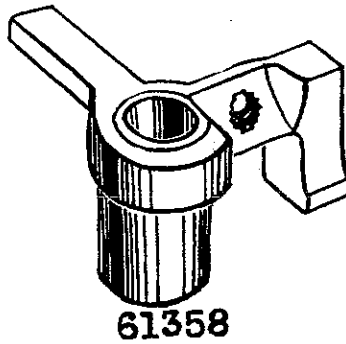
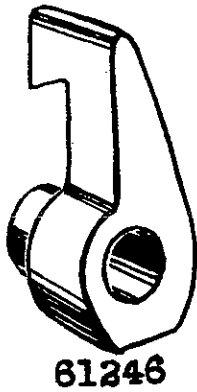

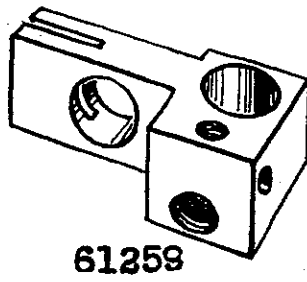

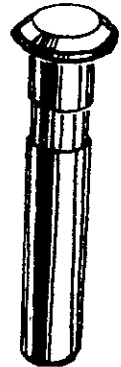


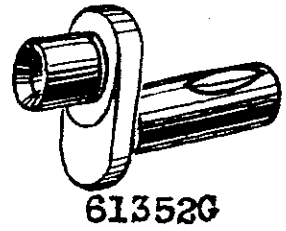
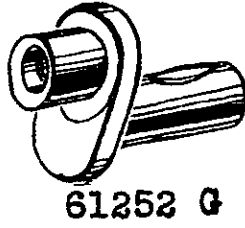
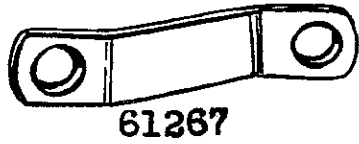


Plate 29- Full Size



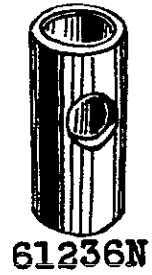
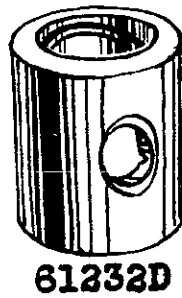
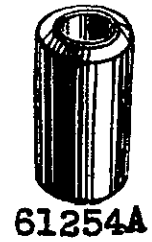
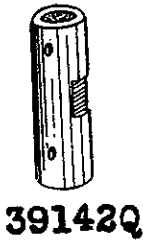


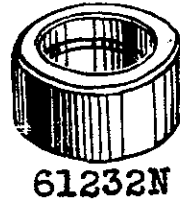

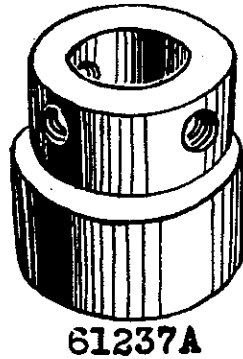
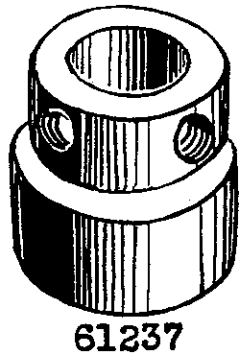


Plate 30- Full Size


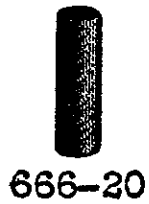
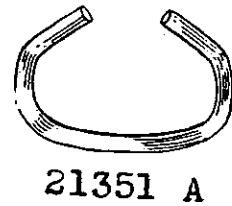


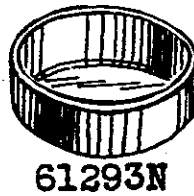

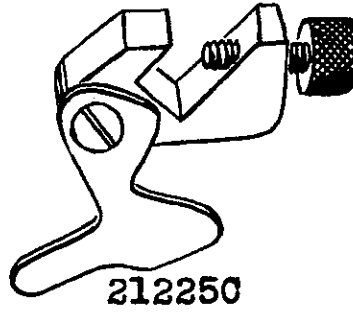
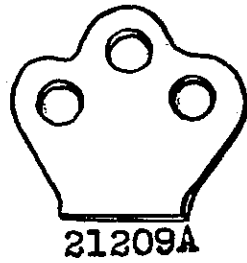

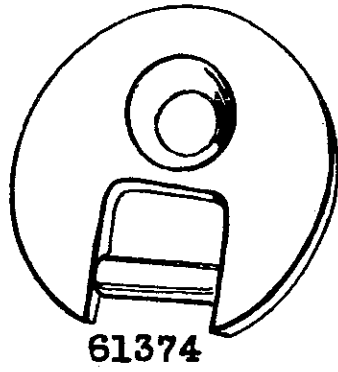
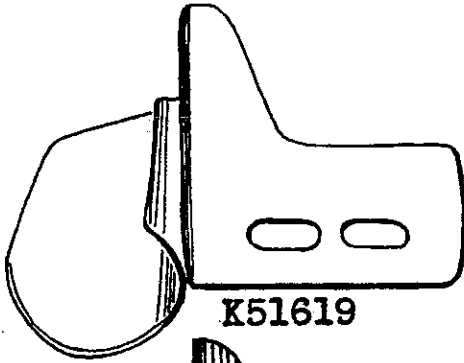
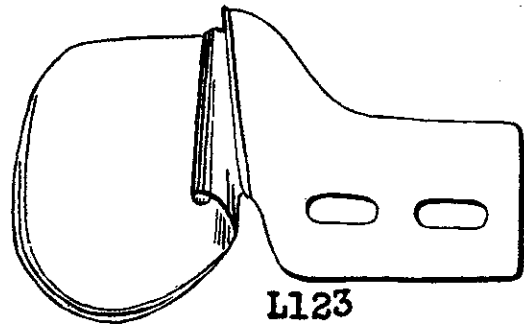


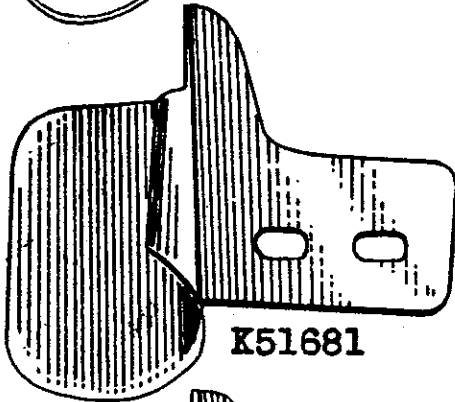
Plate 31- One-half Size



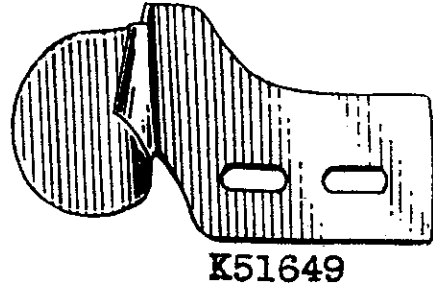
K51619



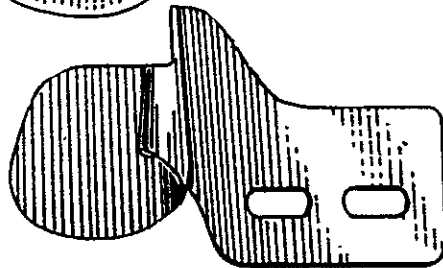
L123



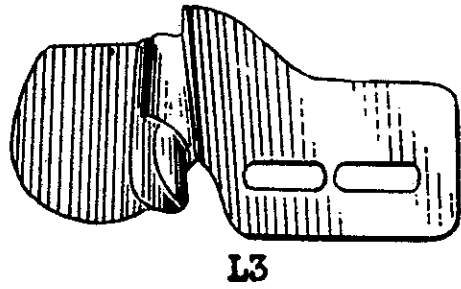
K51681



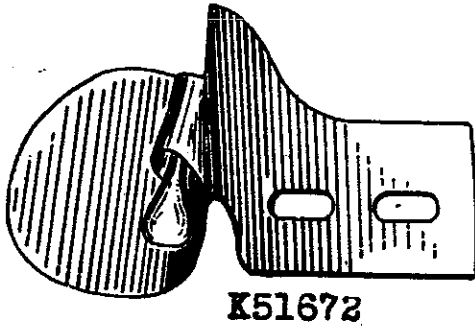
K51649



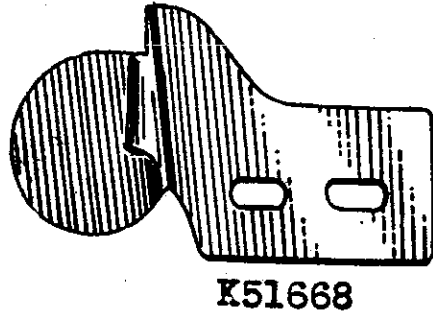
K51669



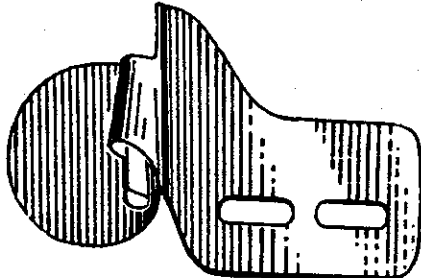
L3



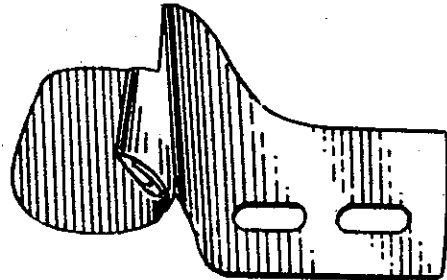
K51672



K51668



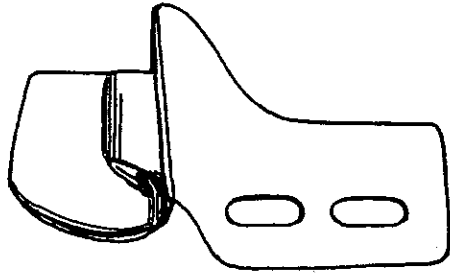
L11




K51650



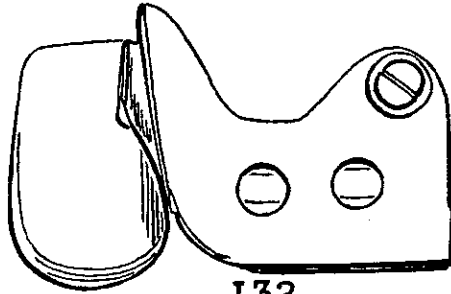
Plate 32- One-half Size



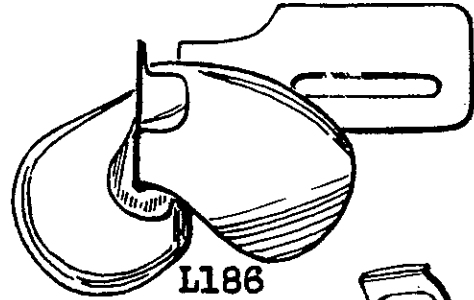
L265



L355



L32



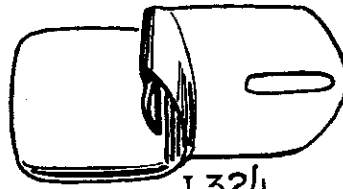
L186



L77



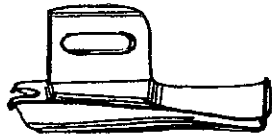
L340



L324



L184




L160



K51667



L289



L81



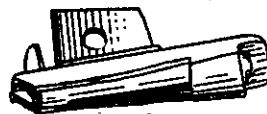
K51699



K51666



K51655



L18



K51671

Plate 33- One-half Size

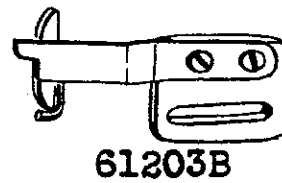
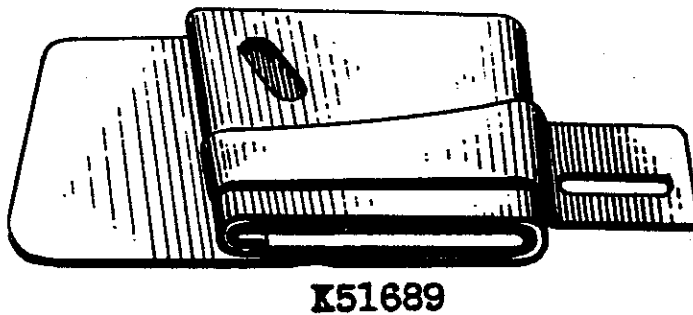
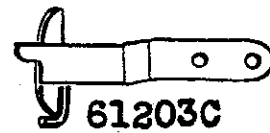
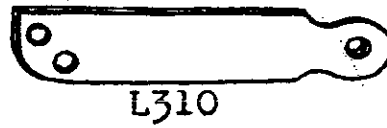
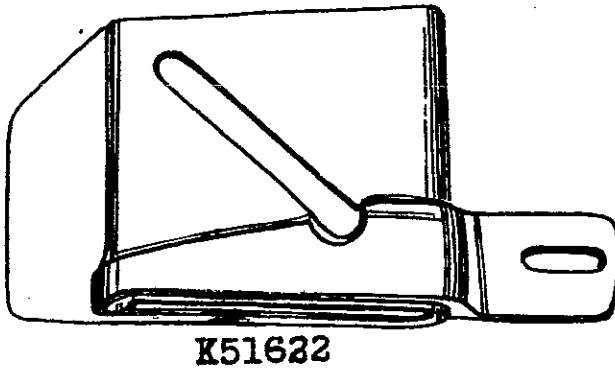
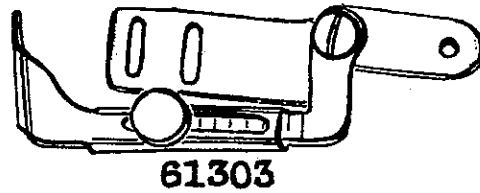
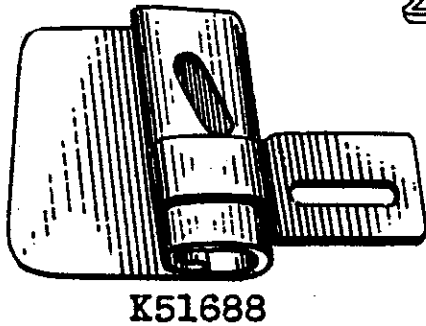
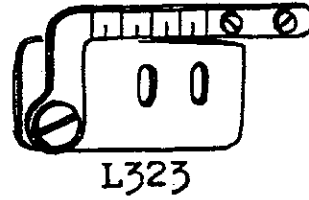

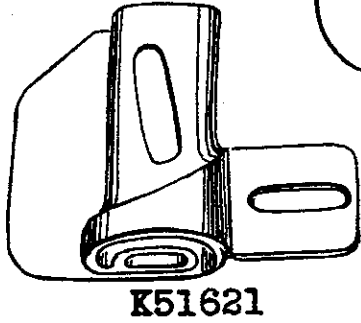

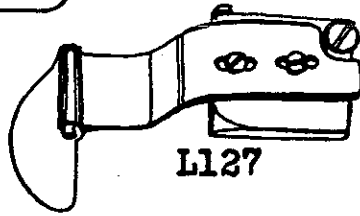
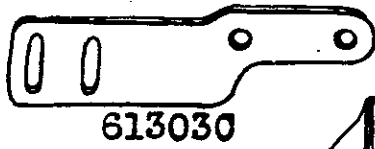


Plate 34- One-half Size

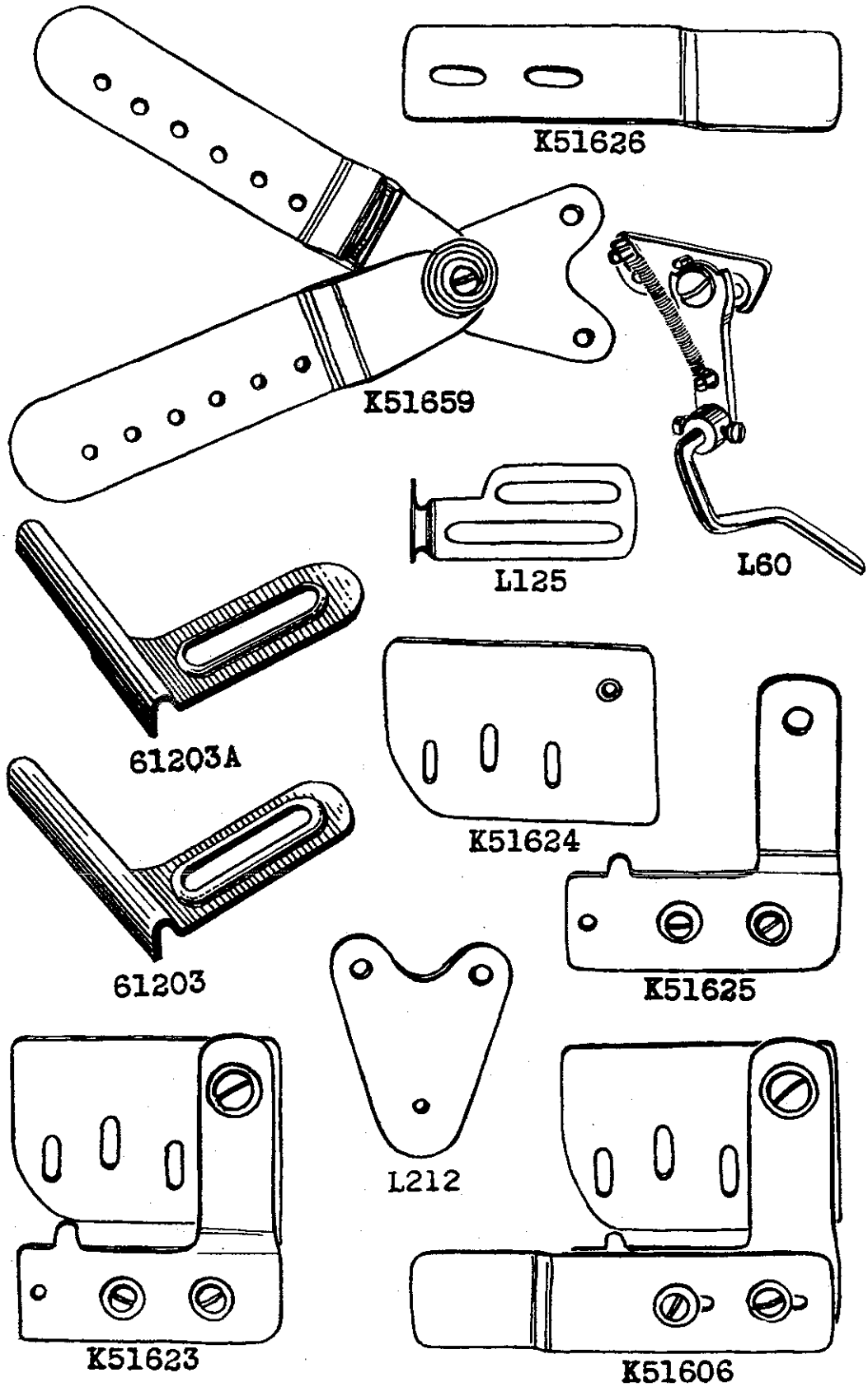



Plate 35- One-half Size



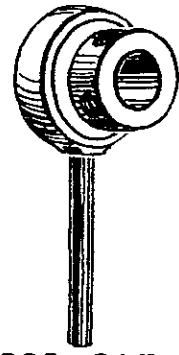
61282A



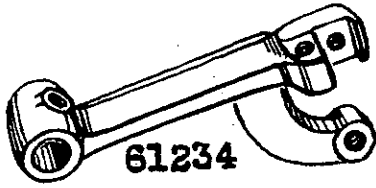
61282E



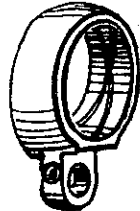
61238



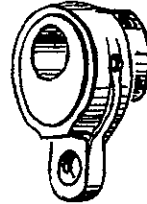
29126AF



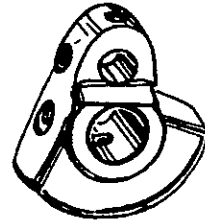
61234




61285G



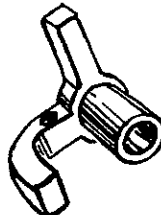
29133F



61291A



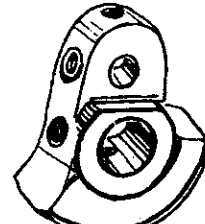
61236



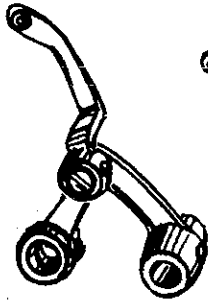
61258



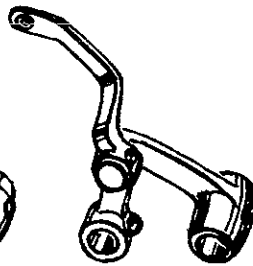
61265




61391



61251A



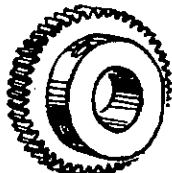
61351E




L358




61236U



61243



61260



61261

Plate 36- One-half Size

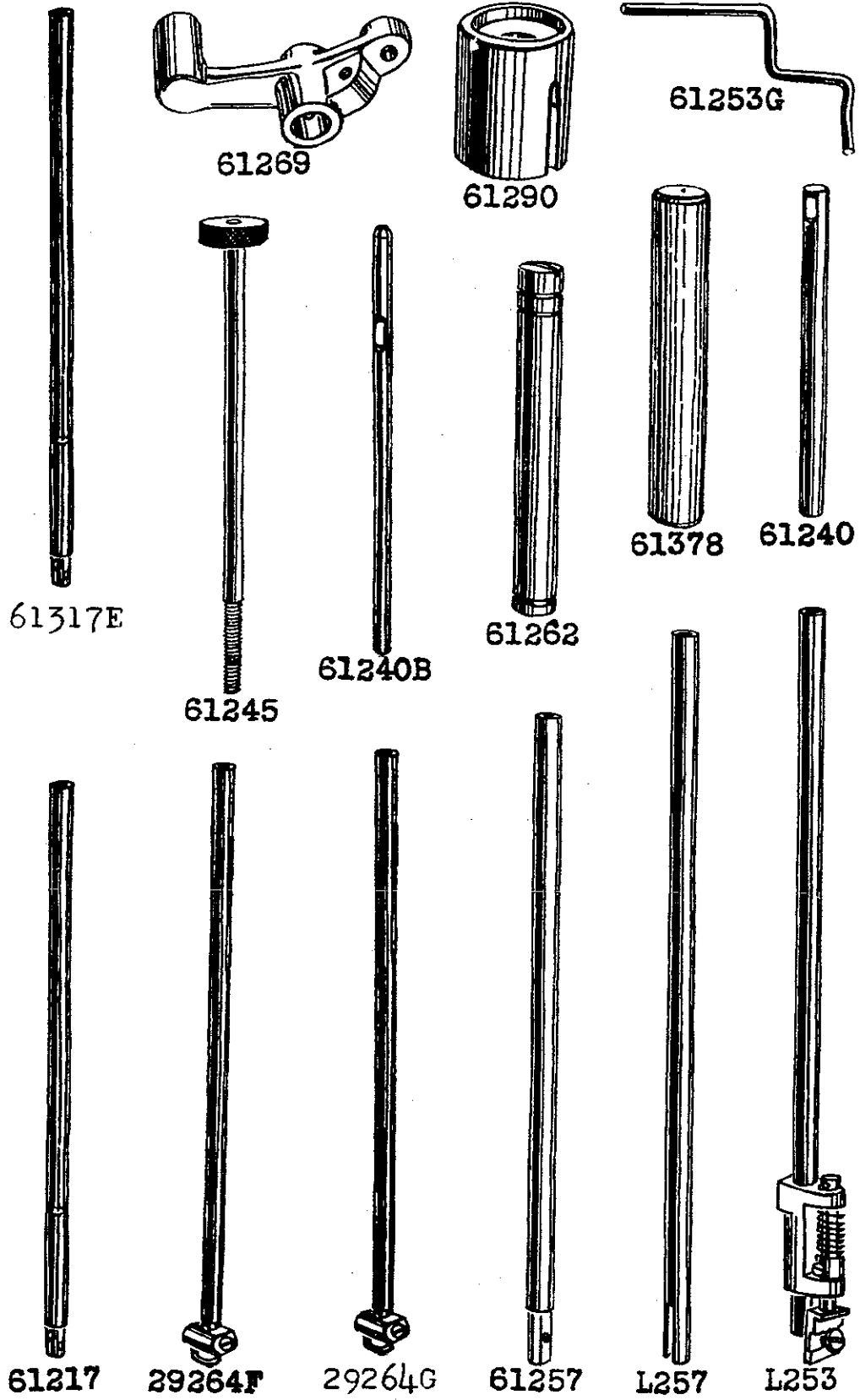




Plate 37- One-half Size



61302



28633L



61356



L269



61273



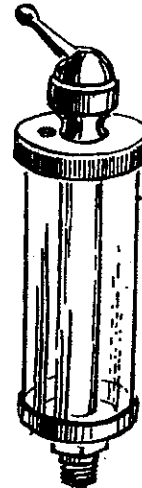
666-69



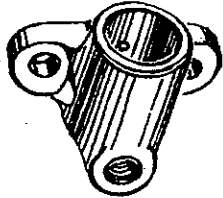
61293



660-150A




660-150




61286



666-68



61221



61221 E




61236G

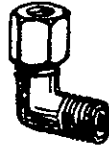


61286N

Plate 38- One-half Size




TA 55




660-129



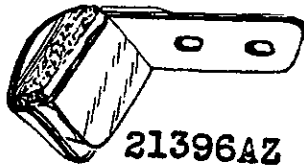
21207



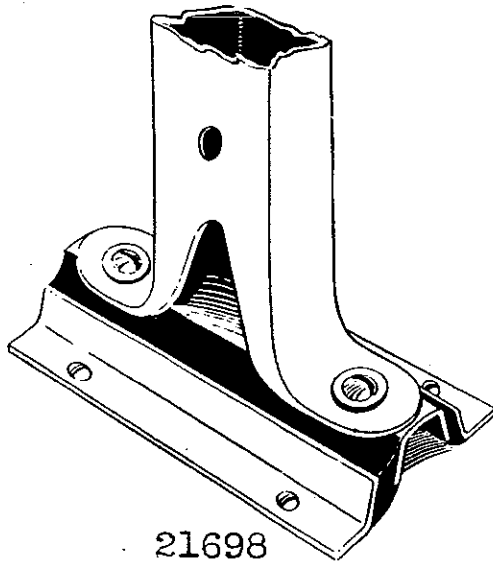
21388 R



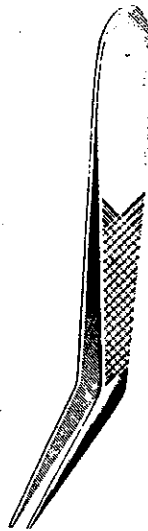
21355




21396AZ



21698  
Specify Length




118 B



21145

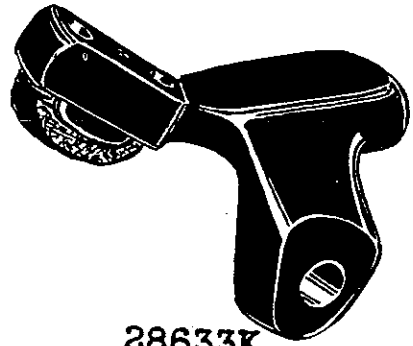
Plate 39- One-half Size



28538A




28562D



28633K



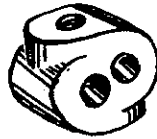
28562



28562G



28633H



28562A



28613B



28540



28516G



28613A



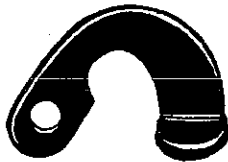
28563



28529G



28615G



28579B



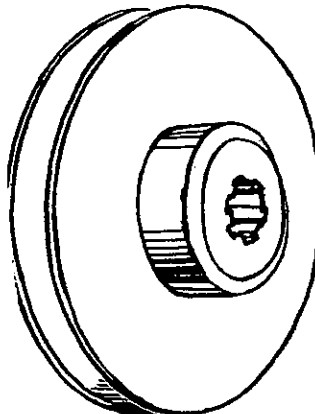
21661D




28623A



28509C



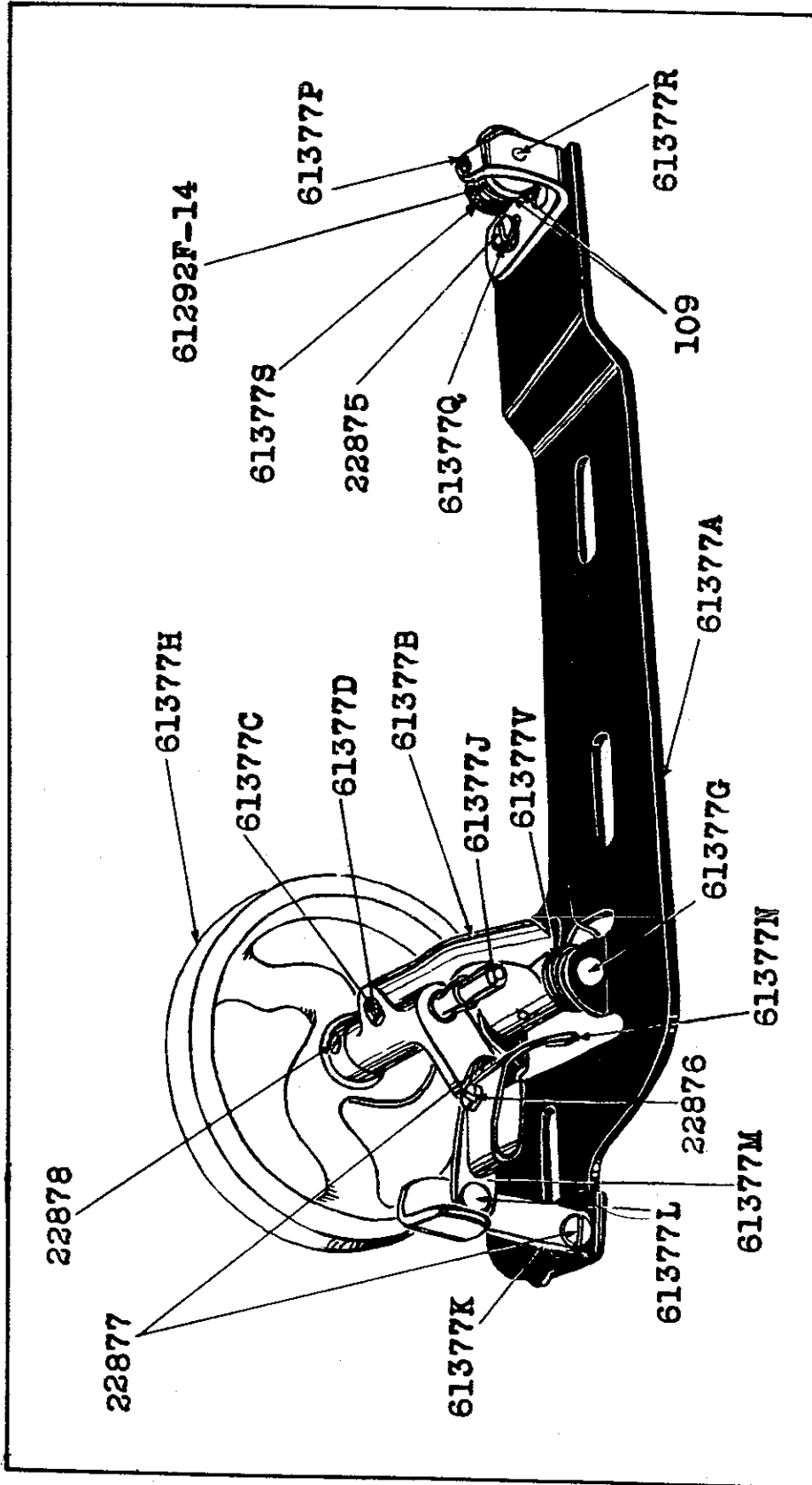
28602S  
Specify  
Diameter



28602 P  
Specify  
Diameter

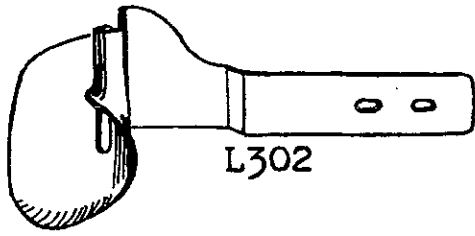


Plate 40- One-half Size

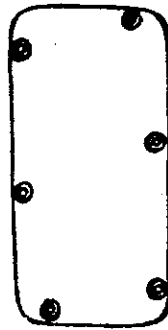


ASSEMBLY NO. 61377AB


Plate 41- One-fourth Size



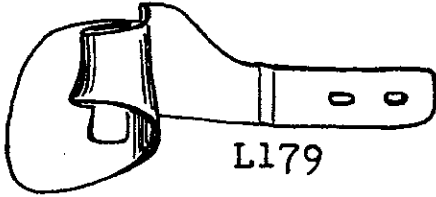
L302



61282



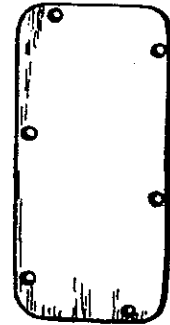
61282B



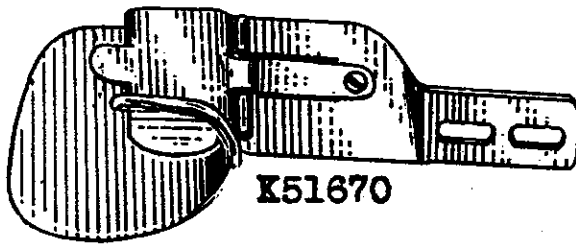
L179



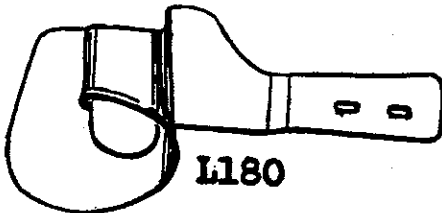
21665



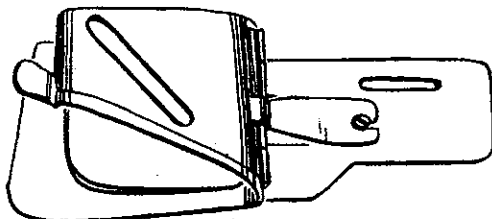
61282 D



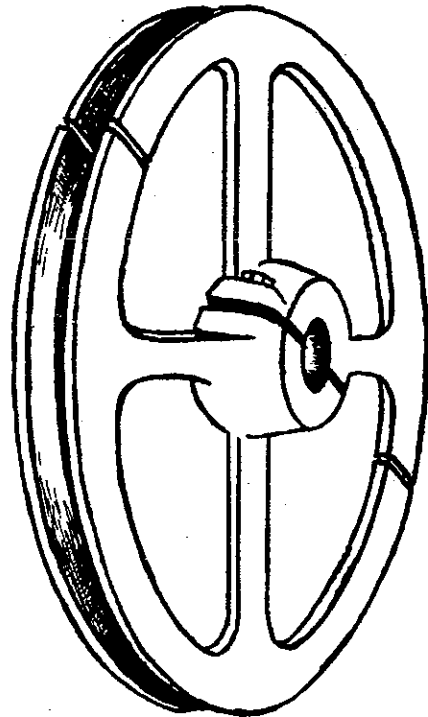
K51670



L180




L154



28600  
Specify Diameter  
and Bore

Plate 42- One-fourth Size



21262H  
Specify Length



21665C



21663C



21664




28615D



28615F



61268



21104 B  
Specify Length



61248



21661C



61348

Plate 43- One-fourth Size




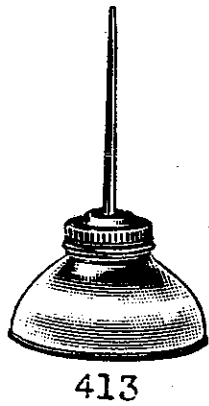
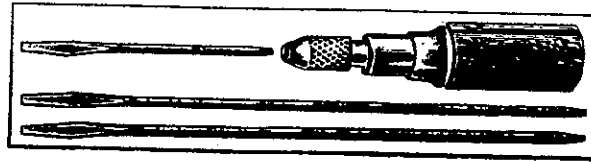
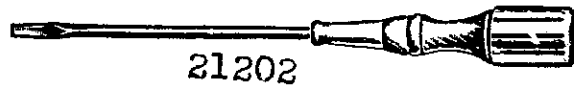
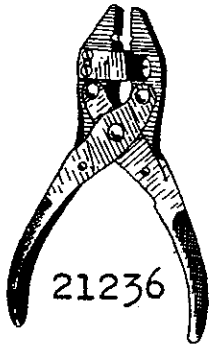
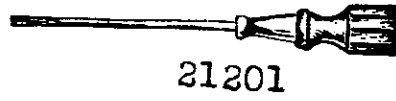
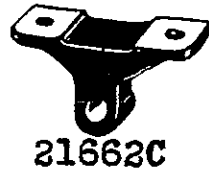


Plate 44- One-eighth Size


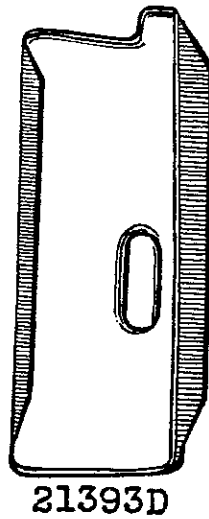
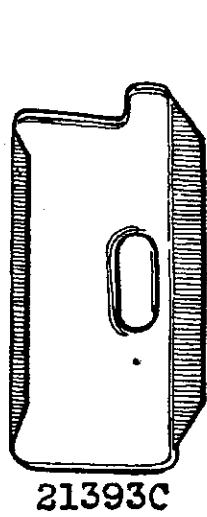

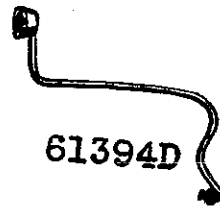
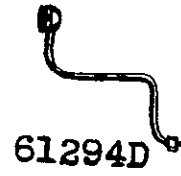
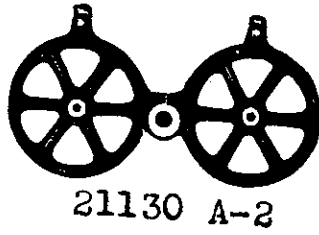
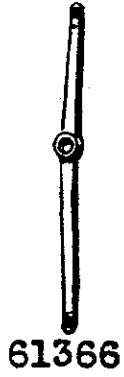
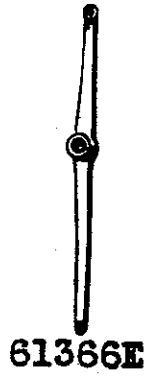
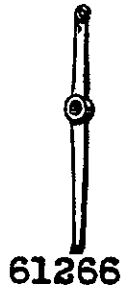



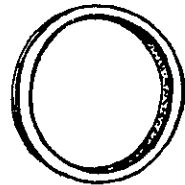
Plate 45- One-eighth Size




28536E




28630E



28537A



21697H



28630F




28561



28561E



28578B



28575



28576



28576B



28536D



28633F




28528A



28529F




28516F

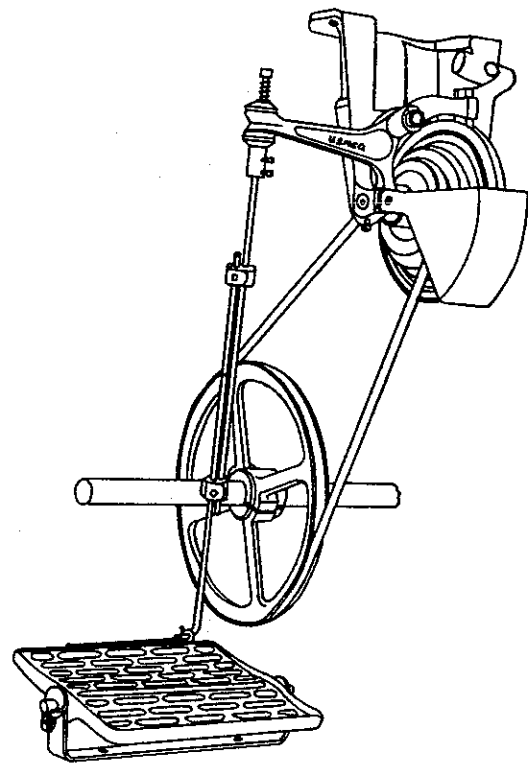


28516J

Plate 46- One-eighth Size



TRANSMITTER NO. 28636Y



TRANSMITTER NO. 28636Z

LIST OF PARTS

Symbol to Order by	The figures in the last column refer only to the plates illustrating the parts and are not to be used in ordering. Refer to pink insert for prices.	Plate No.
L3	Plate Hemmer, for making a 5/16 inch hem on overall straps; used with feed dog No. 61305 C, presser foot No. 61320 C, throat plate No. 61324 C-093 (attaching screw No. 25 C) - - - - -	31
L5	Throat Plate, diameter of needle hole .051 inch, thickness .083 inch, for hemming dress shirts; used with feed dog No. 61205 B, presser foot No. 61220 B (screw No. 376) - -	2
L6	Throat Plate, diameter of needle hole .051 inch, thickness .083 inch, for hemming work shirts; used with feed dog No. 61205 C, presser foot No. 61220 C (screw No. 376) - -	6
L8	Presser Foot, hinged bottom, distance from center of needle hole to right edge 1/4 inch, for miscellaneous house dress operations; used with feed dog No. 61205 A, throat plate No. 61224 C-093 (shank No. 61230 D, hinge pin No. 61330 B-29, attaching screw No. 22775) - - - - -	11
L9	Presser Foot Hemmer, for 1/16 inch hem on dresses; used with feed dog No. 61205 A, throat plate No. 61224 C-063 (screw No. 22775) - - - - -	18
L11	Plate Hemmer, for making a 5/16 inch hem on rayon garments; used with feed dog No. 61205 A, presser foot No. 61220 A, throat plate No. 61224 C-063 (attaching screw No. 25 C) - - - - -	31
L15	Presser Foot Hemmer, for 3/16 inch hem on rayon garments; used with feed dog No. 61205 A, throat plate No. 61224 C-063 (screw No. 22775) - - - - -	18
WA15	Stop Watch - - - - -	30
L16	Throat Plate, diameter of needle hole .051 inch, thickness .083 inch, for miscellaneous house dress operations; used with feed dog No. 61205, presser foot No. 61220 (attaching screw No. 376) - - - - -	3
L17	Presser Foot, rigid bottom, split front, both prongs of equal length, left side of bottom .030 inch lower than right side, ledge is located in line with left edge of slot, for edge stitching collars of work shirts (screw No. 22775) - - - - -	19
L18	Cut Edge Binder, for use with 13/16 inch bias binding, for garments made from heavy woolen material; used with feed dog No. 61305 B, presser foot No. 61220 H, throat plate No. 61224 D-093 (attaching screw No. K51693) - -	32



LIST OF PARTS

Symbol to Order By	The figures in the last column refer only to the plates illustrating the parts and are not to be used in ordering. Refer to pink insert for prices.	Plate No.
OI-19	Pressure Pump Oil Can, 1 1/2 pints capacity-	44
20	Washer, for hemmer support on sub-assembly No. K51606; also for Nos. L157, L180	25
L22	Three-Way Edge Guide (attaching screw No. G26)	33
L24	Presser Foot, toe abnormally high, for hemming work shirts with plate hemmer; used with feed dog No. 61205, throat plate No. 61224-093 (screw No. 22775)	13
25 C	Screw, .240 inch diameter, flat head, for attachments mounted on bed	23
G26	Thumb Screw, for three-way edge guide No. L22	24
L28	Throat Plate, diameter of needle hole .093 inch, thickness .083 inch, with feed surface to left and rear of needle hole, slot to right of needle for guide on bottom of presser foot; used with feed dog No. L29, presser foot No. L30 (screw No. 376)	1
L29	Feed Dog, 16 teeth per inch, feed surface to left and rear of needle; used with presser foot No. L30, throat plate No. L28 (screw No. 22768)	8
L30	Presser Foot Hemmer, for 1/8 inch hem, with guide on bottom to right of needle, guide extends into slot in throat plate; used with feed dog No. L29, throat plate No. L28 (Screw No. 22775)	17
L32	Plate Hemmer, throw-out type, short scroll, for making a 3/16 inch hem on bottoms of heavy work shirts; used with feed dog No. 61205 A, presser foot No. 61220, throat plate No. 61224 C-093 (attaching screw No. 25 C)	32
L39	Presser Foot, hinged bottom, diagonal front, for miscellaneous hemming operations; used with feed dog No. 61305 A, throat plate No. 61324 A-093 (hinge pin No. 61330 B-35, attaching screw No. 22775)	12
L40	Throat Plate, with feed surface to right, rear and left of needle hole, left feed slot 3/32 inch wide, right feed slot 1/16 inch wide; used with feed dog No. L41 (screw No. 376)	5
L41	Feed Dog, 16 teeth per inch, feed surface to right, rear and left of needle, right prong 1/32 inch narrower than left prong and teeth tapered on each side; used with throat plate No. L40 (screw No. 22768)	9

LIST OF PARTS

Symbol to Order by	The figures in the last column refer only to the plates illustrating the parts and are not to be used in ordering. Refer to pink insert for prices.	Plate No.
L46	Rolling Presser Foot, 13/16 inch diameter roller, 3/16 inch face, coarse knurl (roller No. 1580 G-13, roller axle screw No. 22818, roller lock screw No. 22743, roller arm pivot screw No. 14076, roller arm locking spring screw No. 87 U, attaching screws No. 88) - - - - -	20
L49	Presser Foot, hinged bottom, 9/16 inch from center of needle to right edge, for use with 5/8 inch plate hemmers; used with feed dog No. 61205 A, throat plate No. 61224 C-093 (shank No. 61330, hinge pin No. 61330 B-35, attaching screw No. 22775) - - - - -	12
50-226	Plug, .291 inch diameter, for feed driving shaft gear case - - - - -	26
L51	Throat Plate, diameter of needle hole .063 inch, thickness .083 inch, for miscellaneous binding operations on rayon garments; used with feed dog No. L52, presser foot No. L53 (screw No. 376) - - - - -	2
L52	Feed Dog, 16 teeth per inch, for miscellaneous binding operations on rayon garments; used with presser foot No. L53, throat plate No. L51 (screw No. 22768) - - - - -	9
L53	Presser Foot, rigid bottom, for miscellaneous binding operations on rayon garments; used with feed dog No. L52, throat plate No. L51 (screw No. 22775) - - - - -	15
L54	Throat Plate, diameter of needle hole .063 inch, thickness .083 inch, with single feed slot to left of needle; used with feed dog No. L55 (screw No. 376) - - - - -	1
TA54 L55	Hand Tally - - - - - Feed Dog, 16 teeth per inch, single feed prong to left of needle; used with throat plate No. L54 (screw No. 22768) - - - - -	8
TA55	Hand Tachometer, 4 speed type, 90 to 12000 R.P.M. - - - - -	38
L57	Throat Plate, diameter of needle hole .093 inch, thickness .083 inch, for welt seaming trousers; used with feed dog No. L58, presser foot No. L59 (screw No. 376) - - - - -	6
L58	Feed Dog, 12 teeth per inch, for welt seaming trousers; used with presser foot No. L59, throat plate No. L57 (screw No. 22768) - - - - -	10
L59	Presser Foot, hinged bottom, split front, length overall 1 1/4 inches, for welt seaming trousers; used with feed dog No. L58, throat plate No. L57 (shank No. 61330, hinge pin No. 61330 B-35, attaching screw No. 22775) - - - - -	12

LIST OF PARTS

Symbol to Order by	The figures in the last column refer only to the plates illustrating the parts and are not to be used in ordering. Refer to pink insert for prices.	Plate No.
L60	Swing-out Guide, for the second operation of welting trousers; used with feed dog No. L57, presser foot No. L59, throat plate No. L58 (spring No. 9767, pivot screw No. 22735, adjustable guide screws No. 98, base No. L221, attaching screw, front, No. 22581, attaching screw, rear, No. 22848) - - - - -	34
HA61 D	Screw, for intermediate gear shaft collar - - - - -	23
L62	Presser Foot, hinged bottom, similar to No. 61220 A except needle slot is .046 inch wide, for miscellaneous operations on articles made from rayon or silk; used with feed dog No. 61205 C, throat plate No. L63 (shank No. 61230 D, hinge pin No. 61330 B-29, attaching screw No. 22775) - - - - -	11
L63	Throat Plate, diameter of needle hole .040 inch, thickness .083 inch, for miscellaneous operations on articles made from rayon or silk; used with feed dog No. 61205 C, presser foot No. L62 (screw No. 376) - - - - -	7
L64	Presser Foot, hinged bottom, split front, for hemming high back overall suspenders; used with feed dog No. L58, throat plate No. L57 (shank No. 61330, attaching screw No. 22775)	11
69 S	Spool Pin, 4 inches long, for thread stand - - -	44
69 FD	Set Screw, square head, for knee lifter plate; also for Nos. 21130 A-2, 21661 D, 21663 C, 21664, 21665, 21665 C - - - - -	24
L69	Presser Foot, hinged bottom, split front, 9/16 inch wide, left side of bottom is .015 inch lower than right side, edge is located in line with left side of slot (shank No. 61330, attaching screw No. 22775) - - - - -	18
L71	Folder Presser Foot, hinged bottom, with folder attached to front of foot for turning down 1/4 inch material, material enters from the left (shank No. 61230 D, hinge pin No. 61330 B-29, attaching screw No. 22775) - - - - -	18
73 A	Screw, for adjustable scroll on presser foot hemmer No. L157 - - - - -	23
L76	Presser Foot, rigid bottom, split front, 3/16 inch from center of needle slot to right edge (screw No. 22775) - - - - -	14
77	Set Screw, for air pump piston on Styles 61200 C, 61300 C - - - - -	23
L77	Selvage Edge Binder, for use with 5/8 inch binding, for binding mattress ticks; used with feed dog No. 61305 B, presser foot No. 61220 H, throat plate No. 61224 D-093 (attaching screw No. K51693) - - - - -	32

LIST OF PARTS

Symbol to Order by	The figures in the last column refer only to the plates illustrating the parts and are not to be used in ordering. Refer to pink insert for prices.	Plate No.
L80	Presser Foot, rigid bottom, width of bottom 9/16 inch, for edge stitching on heavy weight garments- - - - -	14
L81	Binder, for use with 1/2 inch selvage edge binding (attaching screw No. 22585 A) - - - -	32
L85	Throat Plate, diameter of needle hole .063 inch, thickness .083 inch, for seaming trousers; used with feed dog No. L86, presser foot No. 61220 A (screw No. 376)- - - - -	7
L86	Feed Dog, 16 teeth per inch, for seaming trousers; used with presser foot No. 61220 A, throat plate No. L85 (screw No. 22768)- - - -	10
87 U	Screw, for roller arm locking spring on presser foot No. L46- - - - -	23
88	Screw, headless, for hook shaft collar, also for Nos. L46, L258- - - - -	23
89	Set Screw, for feed bar, also for Nos. 61236 U, 61244, 61248 G- - - - -	23
90	Set Screw, for adjustable guide on swing-out guide No. L60; also for No. L340- - - - -	23
91 A	Screw, for bed slide spring - - - - -	23
93	Screw, for feed dog holder, also for No. 61214 U - - - - -	23
93 A	Screw, for stitch regulator thumb screw lever; also for No. 61247- - - - -	23
94	Screw, for attachments mounted on bed in air pump holes; also plug screw for spool pin hole- - - - -	23
95	Set Screw, for main shaft crank; also for Nos. 61237, 61237 A, 61259, 61260, 61292 A - - - -	23
96	Spot Screw, for feed eccentric; also for No. 61243 - - - - -	23
96 A	Spot Screw, for main shaft gear - - - - -	23
L97	Thumbscrew, for binders mounted on throat plate	24
98	Screw, for hook shaft driving gear- - - - -	23
100 B	Thread Stand Wire, 16 inches long (set screw No. 22632 F-24) - - - - -	42
L101	Throat Plate, diameter of needle hole .063 inch, thickness .083 inch, for attaching yokes to shirts; used with feed dog No. L102, presser foot No. L103 (screw No. 376) - - - -	1
L102	Feed Dog, 22 teeth per inch, for attaching yokes to shirts; used with throat plate No. L101, presser foot No. L103 (screw No. 22768)	9
L103	Presser Foot, hinged bottom, with guide on left side, guide extends .015 inch below main section and 1/4 inch to front and is located 1/32 inch to left of needle (hinge pin No. 61330 B-29, attaching screw No. 22775)- - - -	18

LIST OF PARTS

Symbol to Order by	The figures in the last column refer only to the plates illustrating the parts and are not to be used in ordering. Refer to pink insert for prices.	Plate No.
L108	Presser Foot, rigid bottom, with guide on right side, guide extends 3/64 inch below main section and is located 3/8 inch to right of center of needle, for edge stitching on work garments (screw No. 22775)- - - - -	20
109	Tension Disc, for needle thread and bobbin winder	26
L114	Presser Foot, hinged bottom, with guide on left side, guide extends 3/64 inch below main section and is located in line with left edge of needle slot (shank No. 61330, hinge pin No. 61330 B-35, attaching screw No. 22775)- - - - -	19
118 B	Thread Tweezers - - - - -	38
L123	Plate Hemmer, for making a 1/8 inch hem on muslin garments (attaching screw No. 25 C) - - - - -	31
L125	Edge Guide, sheet metal, guide surface 7/8 inch long (screw No. 22585 A)- - - - -	34
L126	Presser Foot, hinged bottom, for use with 1/4 inch plate hemmers, for hemming bottoms of shirts; used with feed dog No. 61205 C, throat plate No. 61224 C-093 (screw No. 22775) - - - - -	11
L127	Plate Hemmer, swing-out type, for making a 1/4 inch hem on bottoms of shirts; used with feed dog No. 61205 C, presser foot No. L126, throat plate No. 61224 C-093 (screw No. 25 C)- - - - -	33
L129	Adjustable Guide, with shank 1 3/8 inches long, guiding surface 1/8 inch high, for use with presser foot No. 61320 D- - - - -	22
134	Screw, for lifter lever link on Style 61300 E - - - - -	23
L134	Throat Plate, diameter of needle hole .093 inch, thickness .125 inch, overall width of feed surface 9/16 inch, feed surface to right, rear and left of needle, right and left slots .118 inch wide, rear slot 3/16 inch wide; used with feed dog No. L135 (screw No. 376)- - - - -	5
L135	Feed Dog, overall width of feed surface approximately 9/16 inch, feed surface to right, rear and left of needle, right and left section .104 inch wide, rear section .176 inch wide; used with throat plate No. L134 (screw No. 22768)- - - - -	10
L139	Folder Presser Foot, rigid bottom, with folder attached to front of foot, for turning down 3/16 inch material, material enters from the left (screw No. 22775)- - - - -	18
L143	Throat Plate, with feed surface to right, rear and left of needle, overall width of feed surface 3/8 inch, right and left slots 1 1/16 inches long; used with feed dog No. L144 (screw No. 376)- - - - -	4

LIST OF PARTS

Symbol to Order by	The figures in the last column refer only to the plates illustrating the parts and are not to be used in ordering. Refer to pink insert for prices.	Plate No.
L144	Feed Dog, 16 teeth per inch, feed surface to right, rear and left of needle, width of feed surface 11/32 inch, length 7/8 inch, teeth on right section tapered on both sides; used with throat plate No. L143 (screw No. 22768) - - - - -	10
L145	Adjustable Guide, with shank 1 3/8 inches long, guiding surface 5/32 inch high, for use with presser foot No. 61330 D - - - - -	22
L146	Throat Plate, diameter of needle hole .093 inch, thickness .083 inch, for hemming high back over-all suspenders; used with feed dog No. L147, presser foot No. 61320 C (screw No. 376) - - - - -	6
L147	Feed Dog, 14 teeth per inch, for hemming high back overall suspenders on machines equipped with throat plate .083 inch thick; used with presser foot No. 61320 C, throat plate No. L146 (screw No. 22768) - - - - -	10
L154	Plate Hemmer, with hinged upper scroll, for making a 3 1/4 inch hem on mesh curtains; used with throw-out adapter No. K51623 (attaching screw No. 22570, washer No. 20) - - - - -	41
L157	Presser Foot Hemmer, with adjustable scroll, for 1/8 inch hem on shirts, used with feed dog No. 61205 C, throat plate No. 61224 C-093 (scroll screw No. 73 A, attaching screw No. 22775) - - - - -	17
L158	Presser Foot, hinged bottom, with yielding section back of needle hole (yielding section spring No. 1230 B, attaching screw No. 22775) - - - - -	13
L160	Selvage Edge Binder, for use with 11/16 inch ornamental binding, 1/16 inch binding capacity, for binding studio couch covers; used with feed dog No. 61305 B, presser foot No. 61220 H, throat plate No. 61224 D-093 (attaching screw No. K51693) - - - - -	32
L168	Presser Foot, rigid bottom, with yielding spring guide located 1/32 inch to right of needle, for miscellaneous edge stitching; used with feed dog No. 61205 A, throat plate No. 61224 C-093 (spring guide No. K51676, spring guide screw No. 187 A, attaching screw No. 22775) - - - - -	16
L175	Presser Foot Hemmer, with round wire tongue, for 1/8 inch hem on work shirts, scroll No. 61230-5/32; used with feed dog No. 61205 C, throat plate No. 61224 C-093 (screw No. 22775) - - - - -	17
L176	Presser Foot, rigid bottom, with guide on right side, guide extends 3/64 inch below main section and is located 3/16 inch to right of center of needle, for miscellaneous edge stitching (screw No. 22775) - - - - -	20

LIST OF PARTS

Symbol to Order by	The figures in the last column refer only to the plates illustrating the parts and are not to be used in ordering. Refer to pink insert for prices.	Plate No.
L179	Hemmer, for making a 1 inch turned up hem, 7/16 inch underlap, on drapery material; used with throat plate No. 61224 C, presser foot No. 61220 T, feed dog No. 61205 A, throw-out adapter No. K51623 (attaching screw No. 22570)- - - - -	41
L180	Plate Hemmer, for making a 1 1/2 inch hem on drapery material; used with feed dog No. 61205 A, presser foot No. 61220 T, throat plate No. 61224 C-093, throw-out adapter No. K51623 (attaching screw No. 22570, washer No. 20) - - - - -	41
L183	Presser Foot, rigid bottom, split front, both prongs of equal length, width of bottom 11/32 inch (screw No. 22775)- - - - -	14
L184	Binder, 1/32 inch capacity for strip, for use with 1/2 inch selvage edge binding (attaching screw No. K51693) - - - - -	32
L186	Plate Folder and Guide, 3/64 inch capacity, lower ply folded upwardly, upper ply raw edge, upper ply enters from right, lower ply from left (attaching screw No. 25 C)- - - - -	32
187 A	Screw, for presser foot yielding spring guide on presser feet Nos. L168, L239, L276, L336, K51675, 61320 E, 61320 F- - - - -	23
L189	Presser Foot, rigid bottom, with 1/4 inch groove to right of needle, for cording work on upholstery; used with feed dog No. 61305 A, throat plate No. 61324 A-093 (screw No. 22775)- - - - -	19
L193	Presser Foot, rigid bottom, with guide on left side, guide extends 1/16 inch below main section and is located in line with edge of the prong (screw No. 22775) - - - - -	19
L195	Presser Foot, hinged bottom, length of bottom 1 1/4 inches, for miscellaneous operations on articles made from light weight woven cloth (shank No. 61230 D, hinge pin No. 61330 B-29, attaching screw No. 22775)- - - - -	11
L199	Presser Foot, rigid bottom, 3/32 inch from center of needle to left edge, for sewing zippers to miscellaneous garments (screw No. 22775)- - - - -	14
L204	Presser Foot, hinged bottom, split front, width of bottom 7/16 inch, length 1 inch, with spring to raise toe (shank No. 61230 D, spring No. 51930, attaching screw No. 22775)	12
L205	Presser Foot, rigid bottom, for use with 3/16 inch plate hemmers (screw No. 22775)- - - - -	15

LIST OF PARTS

Symbol to Order by	The figures in the last column refer only to the plates illustrating the parts and are not to be used in ordering. Refer to pink insert for prices.	Plate No.
L208	Presser Foot, hinged bottom, split front, width of bottom 7/16 inch, length 1 inch, with spring to raise toe, lip on front of toe 3/64 inch to right of needle (shank No. 61230 D, spring No. 51930, attaching screw No. 22775) - - - - -	13
L209	Presser Foot, rigid bottom, 5/16 inch wide, with all bearing surface to right of needle (screw No. 22775) - - - - -	15
L212	Base, for swinging bracket No. K51659 (screw No. (94) - - - - -	34
L213	Presser Foot, hinged bottom, split front, length overall 1 3/8 inches, for welt seaming trousers (shank No. 61330, hinge pin No. 61330 B-35, attaching screw No. 22775) - - - - -	12
L214	Throat Plate, diameter of needle hole .093 inch, thickness .083 inch, for seaming trousers; used with feed dog No. L86, presser foot No. 61220 A (screw No. 376) - - - - -	7
L217	Presser Foot, rigid bottom, with slot 7/64 inch wide in front of needle, also groove in bottom, for attaching 7/64 inch soutache braid to miscellaneous garments; used with feed dog No. 61205 A, throat plate No. 61224 A-093 (screw No. 22775) - - - - -	18
L220	Presser Foot, hinged bottom, with 3/16 inch groove to left of needle, for welting studio couch covers (shank No. 61330, attaching screw No. 22775) - - - - -	19
L221	Base, for swing-out guide No. L60 - - - - -	26
L222	Throat Plate, diameter of needle hole .063 inch, thickness .083 inch, with feed surface to left and rear of needle, groove milled 1/16 inch to right of center of needle, groove 5/16 inch wide, 2 1/16 inches long; used with feed dog No. L223 (screw No. 376) - - - - -	1
L223	Feed Dog, 16 teeth per inch, feed surface to left and rear of needle; used with throat plate No. L222 (screw No. 22768) - - - - -	8
L224	Feed Dog, 22 teeth per inch, for hemming dress shirts; used with presser foot No. 61220 B, throat plate No. 61224 B-063 (screw No. 22768)	9
L225	Throat Plate, diameter of needle hole .093 inch, thickness .083 inch, for seaming canton flannel gloves; used with feed dog No. L226 (screw No. 376) - - - - -	1
L226	Feed Dog, 16 teeth per inch, for seaming canton flannel gloves; used with throat plate No. L225 (screw No. 22768) - - - - -	8
L228	Presser Foot, rigid bottom, split front, length of bottom 1/2 inch, width 7/16 inch (screw No. 22775) - - - - -	15



LIST OF PARTS

Symbol to Order by	The figures in the last column refer only to the plates illustrating the parts and are not to be used in ordering. Refer to pink insert for prices.	Plate No.
L232	Presser Foot, hinged bottom, with guide on right side extending full length of bottom, guide projects 1/16 inch below main section and is located 1/16 inch to right of needle (screw No. 22775) - - - - -	19
L235	Presser Foot, hinged bottom, for miscellaneous binding operations with English binder depressed below surface of the throat plate; used with feed dog No. 61305 B, throat plate No. 61224 D-093 (shank No. 61330, hinge pin No. 61330 B-35, attaching screw No. 22775) - - - - -	12
L237	Presser Foot, hinged bottom, closed needle hole, for use with 3/16 inch plate hemmers; used with feed dog No. 61305 A, throat plate No. 61324 A-093 (shank No. 61330, hinge pin No. 61330 B-35, attaching screw No. 22775) - - - - -	12
L239	Presser Foot, rigid bottom, with yielding spring guide located 1/16 inch to right of needle; for edge stitching on overalls and similar articles (spring guide No. K51676, spring guide screw No. 187 A, attaching screw No. 22775) - - - - -	16
L246	Folder Presser Foot, rigid bottom, with folder attached to front of foot for turning down 3/16 inch width of material, material enters from left (screw No. 22775) - - - - -	18
L247	Presser Foot, rigid bottom, width 3/8 inch, distance from center of needle to right edge 1/16 inch, for miscellaneous edge stitching (screw No. 22775) - - - - -	15
L248	Throat Plate, diameter of needle hole .063 inch, thickness .083 inch, for hemming shirts made from heavy weight fabrics; used with feed dog No. L249 (screw No. 376) - - - - -	2
L249	Feed Dog, 16 teeth per inch, for hemming shirts made from heavy weight fabrics; used with throat plate no. L248 (screw No. 22768) - - - - -	9
L251	Presser Foot, with detachable hem scroll, for 1/8 inch hem on dress shirts; used with feed dog No. 61205 B, throat plate No. 61224 B-063 (scroll pin No. 61230 C, hem scroll screw No. 22738, attaching screw No. 22775) - - - - -	17
L253	Compound Presser Bar Assembly, for sewing collars and cuffs to shirts; one each Nos. L255, L256, L257, L258, L259, L260, 88, 91 A - - - - -	36
L254	Presser Foot Bottom, 17/32 inch wide, open front, for use with compound presser bar assembly No. L253 (attaching screw No. L260) - - - - -	21
L255	Compound Presser Bar Auxiliary Bar, for use with sub-assembly No. L253 - - - - -	22
L256	Compound Presser Bar Auxiliary Bar Bracket, for use with sub-assembly No. L253 - - - - -	22

LIST OF PARTS

Symbol to Order By	The figures in the last column refer only to the plates illustrating the parts and are not to be used in ordering. Refer to pink insert for prices.	Plate No.
L257	Compound Presser Bar, 7 5/8 inches long, for use with sub-assembly No. L253- - - - -	36
L258	Compound Presser Bar Collar, for use with sub-assembly No. L253 (screw No. 88)- - - - -	25
L259	Compound Presser Bar Auxiliary Spring, for use with sub-assembly No. L253- - - - -	26
L260	Attaching Screw, for presser foot bottom on compound presser bar assembly No. L253 - - - - -	23
L261	Presser Foot Bottom, 1/2 inch wide, turned up toe, for use with compound presser bar assembly No. L253; used with feed dog No. L249, throat plate No. L248 (attaching screw No. L260) - - -	21
L262	Presser Foot Bottom, 17/32 inch wide, for use with compound presser bar assembly No. L253; used with feed dog No. L249, throat plate No. L248 (attaching screw No. L260) - - - - -	21
L263	Presser Foot Bottom, 7/16 inch wide, for use with compound presser bar assembly No. L253; used with feed dog No. L249, throat plate No. L248 (attaching screw No. L260)- - - - -	21
L264	Presser Foot Bottom, 3/8 inch wide, for use with compound presser bar assembly No. L253; used with feed dog No. L249, throat plate No. L248 (attaching screw No. L260)- - - - -	21
L265	Plate Hemmer, for making a 1/2 inch hem on woven shorts (attaching screw No. 25 C) - - - - -	32
L266	Presser Foot, hinged bottom, bent up close to needle, for miscellaneous operations on cotton and woolen trousers; used with feed dog No. 61305, throat plate No. 61324 B-093 (shank No. 61230 D, hinge pin No. 61330 B-35, attaching screw No. 22775)- - - - -	12
L267	Presser Foot Bottom, 9/16 inch wide, turned up toe, for use with compound presser bar assembly No. L253; used with feed dog No. L249, throat plate No. L248 (attaching screw No. L260) - - -	21
L268	Finger Guard- - - - -	10
L269	Presser Spring, for use with compound presser bar assembly No. L253 - - - - -	37
L271	Presser Foot Bottom, right hand portion in front of needle hole cut away, for use with compound presser bar assembly No. L253; used with feed dog No. L249, throat plate No. L248 (attaching screw No. L260) - - - - -	21
L272	Presser Foot Bottom, with guide and keel on right side, guide projects 1/64 inch below bottom, for use with compound presser bar assembly No. L253; used with feed dog No. L249, throat plate No. L248 (attaching screw No. L260) - - - - -	21

LIST OF PARTS

Symbol to Order By	The figures in the last column refer only to the plates illustrating the parts and are not to be used in ordering. Refer to pink insert for prices.	Plate No.
L276	Presser Foot, rigid bottom, with yielding spring guide located 1/8 inch to right of needle, for miscellaneous edge stitching; used with feed dog No. 61305 A, throat plate No. 61324 A-093 (spring guide No. 61330 E, spring guide screw No. 187 A, attaching screw No. 22775)- - - - -	16
L277	Presser Foot, hinged bottom, distance from center of needle hole to right edge 9/16 inch, front of toe bent up 1/4 inch (attaching screw No. 22775)	12
L278	Throat Plate, raised, diameter of needle hole .093 inch, feed surface on all four sides of needle, one feed slot to left of needle and three feed slots to right, for use with feed dog No. L279 (screw No. 376)- - - - -	8
L279	Feed Dog, teeth cut 16 to the inch, with five feed prongs, for use with throat plate No. L278 (screw No. 22768)- - - - -	10
L281	Presser Foot, flat bottom, width of bottom 19/32 inch, distance from center of needle hole to right edge 11/32 inch, thickness of bottom 5/32 inch (attaching screw No. 22775) - - - - -	15
L287	Throat Plate, diameter of needle hole .063 inch, thickness .083 inch, for edge stitching on ordinary quality coats and vests; used with feed dog No. K51686, presser foot No. 61320 (screw No. 376) - - - - -	3
L289	Binder, for use with 11/16 inch selvage edge binding, made to attach to throat plate No. 61224 D-093 (attaching screw No. K51693) - - - - -	32
L290	Presser Foot, rigid bottom, width of bottom 3/4 inch, for edge stitching on coats (attaching screw No. 22775) - - - - -	14
L293	Presser Foot, hinged bottom, with controllable hinge, for miscellaneous house dress operations; used with feed dog No. 61205, throat plate No. 61224-093 (hinge adjusting screw No. 22840 A, adjusting screw lock nut No. 51430 F, attaching screw No. 22775) - - - - -	13
L297	Feed Dog, 10 teeth per inch, for hemming high back overall suspenders; used with presser foot No. 61320 C, throat plate No. 61324 C-093 (screw No. 22768)- - - - -	10
L298	Presser Foot, rigid bottom, width of bottom 19/32 inch, for binding and seaming quilted pads; used with feed dog No. L300, throat plate No. L299 (attaching screw No. 22775)- - - - -	14
L299	Throat Plate, diameter of needle hole .063 inch, thickness .083 inch, with "L" shaped feed slot to rear of needle; for use with feed dog No. L300, presser foot No. L298 (screw No. 376)- - -	8

From the library of: Diamond Needle Corp

LIST OF PARTS

Symbol to Order By	The figures in the last column refer only to the plates illustrating the parts and are not to be used in ordering. Refer to pink insert for prices.	Plate No.
L300	Feed Dog, 12 teeth per inch, for use with throat plate No. L299, presser foot No. L298 (screw No. 22768) - - - - -	8
L302	Hemmer, for making a 1/2 inch turned up hem on drapery materials, 5/16 inch underlap; used with throat plate No. 61224 C, presser foot No. 61220 T, feed dog No. 61205 A (throw-out adapter No. K51623, attaching screw No. 22570) - - - - -	41
L304	Feed Dog, 16 teeth per inch, with feed surface to left and rear of needle, left prong 1 1/16 inches long, two rear prongs 3/8 inch long; used with throat plate No. L346 (screw No. 22768)	9
L305	Presser Foot, hinged bottom, distance from center of needle hole to right edge 3/32 inch, for miscellaneous binding operations (shank No. 61230 D, hinge pin No. 61330 B-35, attaching screw No. 22775) - - - - -	12
L309	Throat Plate, diameter of needle hole .063 inch, thickness .083 inch, with two holes drilled in upper right hand corner for attaching special binders; used with feed dog No. 61305 B (screw No. 376) - - - - -	8
L310	Binder Swinging Arm Adapter Bracket, for attaching special binders - - - - -	33
L313	Presser Foot, length of bottom 1 1/2 inches, with edge guide on left side, guide extends 1/16 inch below main section and is located 3/32 inch to left of needle (shank No. 61330, hinge pin No. 61330 B-35, attaching screw No. 22775) - - - - -	19
L314	Throat Plate, diameter of needle hole .063 inch, thickness .083 inch, with two section feed slot back of needle hole, for miscellaneous binding operations with English binder depressed below the surface of the throat plate; used with feed dog No. L52, presser foot No. 61220 H (screw No. 376) - - - - -	7
L315	Throat Plate, diameter of needle hole .063 inch, thickness .083 inch, for miscellaneous edge stitching operations; used with feed dog No. L316, presser foot No. 61220 (screw No. 376) - - - - -	3
L316	Feed Dog, 22 teeth per inch, for use with throat plate No. L315, presser foot No. 61220 (screw No. 22768) - - - - -	9
L318	Presser Foot, rigid bottom, height of right toe 3/16 inch, with open needle hole and right toe made shorter than left toe; used with feed dog No. 61305 B, throat plate No. 61324 B (screw No. 22775) - - - - -	14

LIST OF PARTS

Symbol to Order By	The figures in the last column refer only to the plates illustrating the parts and are not to be used in ordering. Refer to pink insert for prices.	Plate No.
L323	Hemmer Bracket, throw-out type, for mounting small plate hemmers (attaching screw No. 22585 A, pivot screw No. 22726, pivot screw spring washer No. 35772 H - - - - -)	33
L324	Hemmer, for 1/4 inch hem, 5/64 inch capacity, for finishing button stays on work shirts, for use with throw-out hemmer bracket No. L323 (attaching screw No. 22585 A) - - - - -	32
L325	Presser Foot, hinged bottom, yielding left side, for edge stitching and hemming on clothing (attaching screw No. 22775) - - - - -	13
L326	Presser Foot, hinged bottom, split front, 5/16 inch bearing surface at rear of needle; used with feed dog No. 61305 B, throat plate No. 61324 B-093 (shank No. 61230 D, hinge pin No. 61330 B-29 (attaching screw No. 22775) - - - - -	11
L330	Presser Foot, hinged bottom, with controllable hinge, for binding and seaming Pliofilm; used with feed dog No. L332, throat plate No. L331 (hinge adjusting screw No. 22840 A, adjusting screw lock nut No. 51430 F, attaching screw No. 22775) - - - - -	13
L331	Throat Plate, raised, diameter of needle hole .063 inch, for binding and seaming Pliofilm; used with feed dog No. L332, presser foot No. L330 (screw No. 376) - - - - -	4
L332	Feed Dog, 22 teeth per inch, for binding and seaming Pliofilm; used with throat plate No. L331 (screw No. 22768) - - - - -	9
L334	Presser Foot, hinged bottom, front well rounded, length of bottom 7/8 inch, width of bottom 7/16 inch (shank No. 61230 D, hinge pin No. 61330 B-29, attaching screw No. 22775) - - - - -	13
L336	Presser Foot, rigid bottom, with yielding spring guide located 1/4 inch to left of the needle, for miscellaneous edge stitching (attaching screw No. 22775, spring guide screw No. 187 A)	16
L338	Presser Foot, rigid bottom, with yielding spring guide located 1/16 inch to left of needle (spring guide No. L357, spring guide screw No. 22561, attaching screw No. 22775) - - - - -	16
L340	Plate Hemmer, for making a 1/8 inch hem; used with feed dog No. 61205 A, presser foot No. L325, throat plate No. 61224 C-063 (attaching screw No. 90) - - - - -	32
L346	Throat Plate, diameter of needle hole .063 inch, thickness .083 inch, with feed surface to left and rear of needle, for plain seaming; used with feed dog No. L304 (screw No. 376) - - - - -	2

LIST OF PARTS

Symbol to Order By	The figures in the last column refer only to the plates illustrating the parts and are not to be used in ordering. Refer to pink insert for prices.	Plate No.
L348	Hemmer Presser Foot, with integral tongue, for 5/32 inch hem on bottoms of shirts (attaching screw No. 22775) - - - - -	17
L351	Presser Foot, hinged bottom, with groove in bottom 3/64 inch deep and 7/64 inch wide, groove located in center of foot (attaching screw No. 22775) - - - - -	18
L354	Presser Foot, hinged bottom, with yielding right side, spring in rear to tilt toe upwardly, for miscellaneous edge stitching (attaching screw No. 22775) - - - - -	13
L355	Plate Hemmer, for making a 11/16 inch hem on medium weight chambray material; used with feed dog No. 61205 A, throat plate No. 61224 C-063 (attaching screw No. 25 C) - - -	32
L357	Yielding Spring Guide, for presser foot No. L338 (screw No. 22561) - - - - -	22
L358	Presser Bar Connection, for use with compound presser bar assembly No. L253 - - - - -	35
376	Screw, for throat plate - - - - -	23
413	Oil Can, complete - - - - -	43
531	Set Screw, for take-up lever crank pin; also for No. 41041 B - - - - -	23
627 A	Screw, for brake shoe on transmitter No. 28636 Z - - - - -	24
650-24	Flat Head Stove Bolt, 1/4 x 3 inches, for attaching transmitter No. 28636 Y to table	25
650 G-12	Machine Bolt, hexagon head, 5/16 x 1 1/2 inches, for attaching "Electro Drive" to belt take-up hanger - - - - -	25
650 X-18	Carriage Bolt, 5/16 x 2 1/4 inches, for attaching "Electro Drive" - - - - -	25
650 X-22	Carriage Bolt, 5/16 x 2 3/4 inches, for attaching "Electro Drive" - - - - -	25
651 B-24	Nut, 3/8 inch hexagon, thin pattern, for belt take-up hanger assembly No. 21697 H - - - - -	25
652-16	Stove Bolt Washer, 1/4 inch, for attaching transmitter No. 28636 Y to table - - - - -	25
652-24	Stove Bolt Washer, 3/8 inch, for attaching transmitter No. 28636 Z to table; also for No. 21697 H - - - - -	25
652 A-20	Lock Washer, 5/16 inch, for belt take-up hanger assembly No. 21697 H - - - - -	25
660-92	Plug Screw Washer, for hook shaft gear case cover - - - - -	25
660-106	Escutcheon Pin, for attaching clutch ring to transmitter brake pulley - - - - -	26
660-113	Escutcheon Pin Washer - - - - -	25
660-129	Air Pump Tube Coupling - - - - -	38
660-142	Lifter Lever Connecting Rod Cotter Pin - - - - -	26

LIST OF PARTS

Symbol to Order By	The figures in the last column refer only to the plates illustrating the parts and are not to be used in ordering. Refer to pink insert for prices.	Plate No.
660-150	Oil Cup, with signal stop, for hook raceway	37
660-150 A	Glass Cylinder, for oil cup No. 660-150 - - -	37
666-5	Oil Cup, for transmitter shaft on transmitter No. 28636 Z- - - - -	30
666-20	Felt Wick, for needle bar link oil tube, take-up lever oil tube, and take-up lever link oil tube - - - - -	30
666-58	Screw Cover, for hook shaft oil reservoir - - -	30
666-59	Cork Washer, for hook raceway oil pipe - - -	25
666-68	Oil Tube, for take-up lever on Style 61300 E	37
666-69	Oil Tube, for needle bar link on Style 61300 E - - - - -	37
719	Set Screw, for feed rocker shaft- - - - -	23
1230 B	Yielding Section Spring, for presser foot No. L158- - - - -	26
1580 G-13	Roller, 13/16 inch diameter, 3/16 inch face, for rolling presser foot No. L46 (axle screw No. 22818, lock screw No. 22743)- - - - -	22
6990	Presser Foot Bottom Tilting Spring, for presser foot No. K51665 - - - - -	26
9767	Tension Spring, for swing-out guide No. L60	26
9937	Lifter Lever Bell Crank Stop Screw Lock Nut	25
11638 M	Hook Raceway Oil Cup Lock Nut, for Styles 61200 C, 61300 C- - - - -	25
12957 E	Spring Washer, for swinging arm on sub-assemblies Nos. K51606, K51623- - - - -	25
12997 A	Screw, for air pump cylinder on Styles 61200 C, 61300 C- - - - -	24
14076	Pivot Stud, for roller arm on rolling presser foot No. L46- - - - -	24
15037 A	Feed Bar Stud Nut - - - - -	25
15872 F	Lifter Lever Spring - - - - -	26
20551	Pitman Spring, for pitman on transmitter No. 28636 Z - - - - -	26
21104 B-9	Rod, 9 inches long, for thread stand (set screw No. 22591)- - - - -	42
21114 A	Thread Stand Base (screw No. 22591) - - - - -	44
21130 A-2	Thread Stand Seat, two spools (set screw No. 69 FD)- - - - -	44
21145	Cone, wood, for thread stand- - - - -	38
21192 R	Air Pump Valve Ball, for Styles 61200 C, 61300 C - - - - -	26
21201	Screw Driver, 9/64 inch round blade, length overall 7 5/8 inches- - - - -	43
21202	Screw Driver, 7/32 inch round blade, length overall 11 inches - - - - -	43
21203	Screw Driver, 13/64 inch round blade, length overall 15 inches - - - - -	43
21204	Screw Driver, 1/4 inch round blade, length overall 15 inches - - - - -	43

LIST OF PARTS

Symbol to Order By	The figures in the last column refer only to the plates illustrating the parts and are not to be used in ordering. Refer to pink insert for prices.	Plate No.
21205 A	Screw Driver, 3/8 inch round blade, length overall 14 inches - - - - -	43
21207	Screw Driver, 7/64 inch round blade, length overall 2 1/2 inches - - - - -	38
21208	Screw Driver Set, three detachable blades	43
21209	Screw Driver, 5/32 inch round blade, length overall 3 1/2 inches - - - - -	43
21209 A	Key, for hook shaft oil reservoir screw cover - - - - -	30
21225 C	Hook Timing Gauge - - - - -	30
21233 N	Connector, with BX cable, for D. C. "Electro Drives" - - - - -	-
21233 P	Connector, with BX cable, for single and three phase "Electro Drives" - - - - -	-
21233 U	Light Fixture Assembly, including blue lens, machine mounting, for machines driven by "Electro Drive" - - - - -	-
21233 V	Light Fixture Assembly, including clear lens, machine mounting, for machines driven by "Electro Drive" - - - - -	-
21233 W	Light Fixture Assembly, without lens, machine mounting, for machines driven by "Electro Drive" - - - - -	-
21236	Belt Plier, for 3/8 inch and smaller round belting - - - - -	43
21260	Emery Cord, 3/64 inch diameter, grade No. 120, fifty yard spool - - - - -	-
21260 A	Emery Cord, 3/64 inch diameter, grade No. 150, fifty yard spool - - - - -	-
21260 B	Emery Cord, 1/32 inch diameter, grade No. 180, fifty yard spool - - - - -	-
21260 C	Emery Cord, .025 inch diameter, grade No. 200, fifty yard spool - - - - -	-
21260 D	Emery Tape, 3/32 inch wide, grade No. 180, fifty yard spool - - - - -	-
21260 E	Emery Cord, .018 inch diameter, grade No. 200, fifty yard spool - - - - -	-
21262 H-410	"V" Belt, No. 2 size oil resistant, 41 inches outside circumference - - - - -	42
21262 H-420	"V" Belt, 42 inches outside circumference	42
21262 H-430	"V" Belt, 43 inches outside circumference	42
21262 H-440	"V" Belt, 44 inches outside circumference	42
21300 B-2 1/2	Carriage Bolt, 3/8 x 2 1/2 inches, for attaching transmitter No. 28636 Z to table (washer No. 652-24) - - - - -	25
21300 B-6	Carriage Bolt, 3/8 x 6 inches, for attaching transmitter No. 28636 Z to table (washer No. 652-24) - - - - -	25
21351	Belt Hook, wire, for 9/32 inch round belt	30
21351 A	Belt Hook, wire, for 3/8 inch round belt	30



LIST OF PARTS

Symbol to Order By	The figures in the last column refer only to the plates illustrating the parts and are not to be used in ordering. Refer to pink insert for prices.	Plate No.
21355	Chair Leg Extension, 4 inches long- - - - -	38
21371 Q	Table Drawer- - - - -	—
21371 CJ-48	Table Top, 48 inches long, prepared for set-in installation with transmitter No. 28636 Y, for styles in Class 61200- - - - -	—
21371 CJ-54	Table Top, 54 inches long - - - - -	—
21371 CJ-60	" " 60 inches long - - - - -	—
21371 CK-48	Table Top, 48 inches long, prepared for set-in installation with transmitter No. 28636 Y, for styles in Class 61300- - - - -	—
21371 CK-54	Table Top, 54 inches long - - - - -	—
21371 CK-60	" " 60 inches long - - - - -	—
21388 R	Wrench, double end, 3/8 and 1/2 inch openings- - - - -	—
21393 C	Oil Drip Pan, for styles in Class 61200 - - - - -	38
21393 D	" " " for styles in Class 61300 - - - - -	44
21394	Utility Grinder, including emery wheel, 5 inches diameter, 1/4 inch face, round belt drive, recommended speed 3000 R.P.M. - - - - -	44
21394 G	Emery Wheel, 5 inches diameter, 1/4 inch face, 3/8 inch hole, grade "M" emery 60 - - - - -	—
21394 H	Emery Wheel, 5 inches diameter, 1/2 inch face, 3/8 inch hole, grade "M" emery 60 - - - - -	—
21394 K	Utility Grinder, including emery wheel, 5 inches diameter, 1/2 inch face, round belt drive, recommended speed 3000 R.P.M. - - - - -	—
21396 AZ	Needle Thread Lubricator, attaches to face plate - - - - -	—
21660 C	Knee Lifter Assembly; one each Nos. 21661 C, 21661 D, 21663 C, 21664, 21665 C; two each Nos. 21662 C, 21665 (specify component parts in ordering)- - - - -	38
21661 C	Knee Lifter Rock Shaft- - - - -	—
21661 D	Knee Lifter Rock Shaft Stop (screw No. 69 FD)- - - - -	42
21662 C	Knee Lifter Hanger, 1 1/2 inch drop - - - - -	39
21663 C	" " Plate Rod (screw No. 69 FD) - - - - -	43
21664	" " " (screw No. 69 FD) - - - - -	42
21665	" " Rock Shaft Connection (screw No. 69 FD)- - - - -	42
21665 C	" " Rock Shaft Connection Arm (screw No. 69 FD) - - - - -	41
21697 H	Belt Take-up and Hanger Assembly, 1 7/8 inch drop, for "V" belt "Electro Drive" installations; one each Nos. 652-24, 21697 J, 21697 K, 21697 L, 21697 M, 21697 N; two No. 651 B-24; three each Nos. 650 G-12, 652 A-20- - - - -	42
21697 J	Belt Take-up Hanger, lower section- - - - -	45
21697 K	" " " upper section- - - - -	—
21697 L	" " " Pivot Rod- - - - -	—

LIST OF PARTS

Symbol to Order By	The figures in the last column refer only to the plates illustrating the parts and are not to be used in ordering. Refer to pink insert for prices.	Plate No.
21697 M	Belt Take-up Hanger Adjusting Screw- - - - -	--
21697 N	" " " Pivot Shaft, 2 inches long	--
21698-2	Vibration Insulator, two inches long, for	
	tables- - - - -	38
21698-4	" " four inches long- - - - -	38
21698-5	" " five inches long- - - - -	38
21698-6	" " six inches long - - - - -	38
	Note: Special lengths will be furnished on request. Part of the table leg is shown in the illustration for clarity.	
22507	Screw, for pitman connection on transmitter Nos. 28636 Y, 28636 Z; also for No. 28562 C	24
22509	Set Screw, square head, for thread stand base; also for No. 21104 B-9 - - - - -	24
22509 A	Set Screw, for brake lever on transmitter No. 28636 Y; also for Nos. 28630 E, 28633 G- - -	24
22510	Screw, for treadle pitman bracket on transmitters Nos. 28636 Y, 28636 Z- - - - -	24
22539 A	Plug Screw, for transmitter shaft on transmitter No. 28636 Z - - - - -	24
22539 D	Plug Screw, .869 inch diameter, for feed driving shaft gear case- - - - -	24
22539 E	Plug Screw, .548 inch diameter, for intermediate gear shaft - - - - -	24
22548 A	Screw, fillister head, 5/16 inch long, for belt guard on transmitter No. 28636 Y- - -	23
22551	Thumb Screw, .146 inch diameter, for adjustable edge guide No. 61303 A- - - - -	24
22551 A	Thumb Screw, .240 inch diameter, for attachments mounted on bed - - - - -	24
22560 B	Set Screw, for stitch regulator shaft arm- - -	23
22561	Screw, for flexible edge guide on sub-assembly No. 61203 B; also for Nos. L357, 61330 H - -	23
22562	Screw, for needle bar connection - - - - -	23
22563	Set Screw, fillister head, for take-up spring thread wire- - - - -	23
22564 E	Stop Screw, 5/64 inch long, for bobbin case latch; also attaching screw for bobbin case tension spring - - - - -	23
22565 A	Screw, headless, for take-up spring thread wire - - - - -	23
22566 B	Lifter Lever Stud- - - - -	24
22569 A	Set Screw, for hook- - - - -	23
22570	Screw, for hemmer support on sub-assembly No. K51606; also for Nos. L157, L179, L180, L302, K51670;- - - - -	23
22570 A	Screw, for frame needle thread eyelet; also for Nos. 61282, 61282 A- - - - -	23
22571 B	Pipe Plug, for sealing oil cup hole on Styles 61200 C, 61300 C - - - - -	24

LIST OF PARTS

Symbol to Order By	The figures in the last column refer only to the plates illustrating the parts and are not to be used in ordering. Refer to pink insert for prices.	Plate No.
22581	Attaching Screw, front, for swing-out guide No. L60- - - - -	23
22585 A	Attaching Screw, for special attachments - - - - -	23
22586 D	Set Screw, headless, 1/4 inch diameter, 24 threads, 3/8 inch long, for brake on transmitter No. 28636 Y- - - - -	23
22591	Set Screw, headless, for thread stand rod- - - - -	23
22596	Screw, for belt guard on transmitter No. 28636 Z- - - - -	24
22597	Spot Screw, for hand wheel; also for Nos. 61291 A, 61391 - - - - -	24
22597 A	Set Screw, for hand wheel; also for Nos. 61245, 61262 - - - - -	24
22632 F-24	Set Screw, for thread stand wire - - - - -	23
22643 K-64	Set Screw, for operating lever shaft on transmitter No. 28636 Z- - - - -	24
22706 A	Plug Screw, for oil line to hook raceway on Style 61200 C- - - - -	23
22711	Screw, for attachments mounted on swinging bracket No. K51659 - - - - -	23
22715	Screw, for treadle locking plate on transmitters Nos. 28636 Y, 28636 Z- - - - -	24
22716 A	Screw, 7/64 inch long, for hook thread deflector; also for No. 61211- - - - -	23
22716 B	Screw, 5/64 inch long overall, for regulating bobbin thread tension- - - - -	23
22726	Pivot Screw, for hemmer bracket swinging arm - - - - -	23
22729	Clamp Screw, for needle bar link - - - - -	24
22730	Plug Screw, for hook shaft gear case cover - - - - -	23
22735	Pivot Screw, for swinging arm on sub-assemblies Nos. L60, K51606, K51623- - - - -	23
22738	Screw, for detachable scroll on presser foot No. L251 - - - - -	23
22742	Screw, right, for bobbin case holder finger - - - - -	24
22743	Locking Screw, for roller on presser foot No. L46- - - - -	23
22752	Set Screw, for needle- - - - -	23
22757 A	Pivot Screw, for needle bar link - - - - -	23
22758 B	Screw, for lifter lever link - - - - -	23
22764	Spot Screw, for tension post socket- - - - -	23
22764 A	" " for take-up lever crank pin; also for No. 61237 A - - - - -	23
22768	Screw, for feed dog; also for Nos. 39142 Q, 61285 G- - - - -	23
22775	Screw, for presser foot; also stop screw for feed dog - - - - -	23
22799 M	Hand Lifter Screw Pin- - - - -	24
22817 A	Stud, for lifter lever bell crank- - - - -	24
22818	Axle Screw, for roller on presser foot No. L46- - - - -	23

LIST OF PARTS

Symbol to Order By	The figures in the last column refer only to the plates illustrating the parts and are not to be used in ordering. Refer to pink insert for prices.	Plate No.
22837	Thumb Screw, for face plate- - - - -	24
22839 A	Screw, for feed driving shaft gear - - - - -	23
22840 A	Presser Foot Hinge Adjusting Screw, for presser feet Nos. L293, L330 - - - - -	24
22845 C	Stud, for stitch regulator shaft arm link- - - - -	23
22845 D	Feed Bar Stud (nut No. 15037 A)- - - - -	24
22846 Q-16	Flat Head Wood Screw, No. 14 x 1 inch, for hinge plate- - - - -	-
22848	Attaching Screw, rear, for swing out guide No. L60- - - - -	23
22874	Stop Screw, for lifter lever bell crank- - - - -	24
22875	Screw, for bobbin winder tension bracket - - - - -	23
22876	Adjusting Screw, for bobbin winder trip latch	24
22877	Hinge Stud, for bobbin winder engaging lever; also for No. 61377 M- - - - -	23
22878	Set Screw, for bobbin winder pulley- - - - -	23
28509 C	Operating Lever Shaft, for transmitter No. 28636 Z (set screw No. 22643 K-64) - - - - -	39
‡28516 F	Brake Pulley, for transmitter No. 28636 Z-	45
28516 G	Brake Pulley Bushing, for transmitter No. 28636 Z- - - - -	39
28516 J	Brake Pulley, for transmitter No. 28636 Y-	45
‡28528 A	Loose Pulley, for transmitter No. 28636 Y-	45
‡28529 F	" " for transmitter No. 28636 Z-	45
28529 G	" " Bushing, for transmitter No. 28636 Z- - - - -	39
28536 D	Belt Guard, for transmitter No. 28636 Y (screw No. 22548 A)- - - - -	45
28536 E	Belt Guard, for transmitter No. 28636 Z (screw No. 22596)- - - - -	45
28537 A	Friction Ring, for transmitters Nos. 28636 Y, 28636 Z (escutcheon pin No. 660-106, escutcheon pin washer No. 660-113)	45
28538 A	Hub Spring, for transmitters Nos. 28636 Y, 28636 Z- - - - -	39
28540	Hub Spring Fibre Washer, for transmitters Nos. 28636 Y, 28636 Z- - - - -	39
28561	Treadle Pitman Assembly, for transmitter No. 28636 Y- - - - -	45
28561 E	Treadle Pitman Assembly, for transmitter No. 28636 Z- - - - -	45
28562	Treadle Pitman Connection, for transmitter No. 28636 Y (screw No. 22507)- - - - -	39
28562 A	Treadle Pitman Connection, for transmitter No. 28636 Z (screw No. 22507)- - - - -	39
28562 C	Treadle Pitman Rod Stop Collar, lower, for transmitter No. 28636 Z (screw No. 22507)	39
28562 D	Treadle Pitman Rod Stop Collar, upper, for transmitter No. 28636 Z- - - - -	39
28563	Treadle Pitman Cotter Pin, for transmitters Nos. 28636 Y, 28636 Z- - - - -	39

‡See Page 5

LIST OF PARTS

Symbol to Order By	The figures in the last column refer only to the plates illustrating the parts and are not to be used in ordering. Refer to pink insert for prices.	Plate No.
28575	Treadle, for transmitters Nos. 28636 Y, 28636 Z - - - - -	45
28576	Treadle Pitman Bracket, for trans- mitter No. 28636 Y (screw No. 22510, washer No. 28577) - - - - -	45
28576 B	Treadle Pitman Bracket, for trans- mitter No. 28636 Z (screw No. 22510, washer No. 28577) - - - - -	45
28577	Treadle Pitman Bracket Washer, for transmitters Nos. 28636 Y, 28636 Z	25
28578 B	Treadle Base, includes locking plate, for transmitters Nos. 28636 Y, 28636 Z	45
28579 B	Treadle Locking Plate, for trans- mitters Nos. 28636 Y, 28636 Z (screw No. 22715) - - - - -	39
28585	Treadle Assembly, for transmitter No. 28636 Y; one each Nos. 22510, 28575, 28576, 28577 - - - - -	-
28585 B	Treadle Assembly, for transmitter No. 28636 Z; one each Nos. 22510, 28575, 28576 B, 28577 - - - - -	-
28600-6-1 3/16	Round Belt Line Shaft Pulley, 6 inches diameter, 1 3/16 inch bore - - - - -	41
28600-8-1 3/16	Pulley, 8 inches diameter - - - - -	41
28600-9-1 3/16	" 9 inches diameter - - - - -	41
28600-10-1 3/16	" 10 inches diameter - - - - -	41
28600-11-1 3/16	" 11 inches diameter - - - - -	41
28600-12-1 3/16	" 12 inches diameter - - - - -	41
28600-13-1 3/16	" 13 inches diameter - - - - -	41
28600-14-1 3/16	" 14 inches diameter - - - - -	41
28600-15-1 3/16	" 15 inches diameter - - - - -	41
28602 P-22	"Electro Drive" Pulley, round belt, 2 3/4 inches working diameter - - - - -	39
28602 P-24	"Electro Drive" Pulley, 3 inches work- ing diameter - - - - -	39
28602 P-26	"Electro Drive" Pulley, 3 1/4 inches working diameter - - - - -	39
28602 P-28	"Electro Drive" Pulley, 3 1/2 inches working diameter - - - - -	39
28602 P-30	"Electro Drive" Pulley, 3 3/4 inches working diameter - - - - -	39
28602 P-32	"Electro Drive" Pulley, 4 inches working diameter - - - - -	39
28602 P-34	"Electro Drive" Pulley, 4 1/4 inches working diameter - - - - -	39
28602 P-36	"Electro Drive" Pulley, 4 1/2 inches working diameter - - - - -	39
28602 S-23	"Electro Drive" Pulley, grooved for No. 2 "V" belt, 2 7/8 inches work- ing diameter - - - - -	39

From the library of: Diamond Needle Corp

LIST OF PARTS

Symbol to Order By	The figures in the last column refer only to the plates illustrating the parts and are not to be used in ordering. Refer to pink insert for prices.	Plate No.
28602 S-24	"Electro Drive" Pulley, 3 inches working diameter-	39
28602 S-25	"Electro Drive" Pulley, 3 1/8 inches working diameter-	39
28602 S-26	"Electro Drive" Pulley, 3 1/4 inches working diameter-	39
28602 S-27	"Electro Drive" Pulley, 3 3/8 inches working diameter-	39
28602 S-28	"Electro Drive" Pulley, 3 1/2 inches working diameter-	39
28602 S-29	"Electro Drive" Pulley, 3 5/8 inches working diameter-	39
28606-1/2	Powdered Oil Stone, 1/2 lb. package	—
28606-1	" " " 1 lb. package	—
28613 A	Brake Shoe, for transmitter No. 28636 Z	39
28613 B	Brake Shoe Washer, for transmitter No. 28636 Z	39
28615 D	Transmitter Pulley Shaft, for transmitter No. 28636 Z (leather wiper No. 28623 A, oiler No. 666-5, plug screw No. 22539 A)-	42
28615 F	Transmitter Pulley Shaft, for transmitter No. 28636 Y	42
28615 G	Brake Lever Shaft, for transmitter No. 28636 Y	39
28618	Presser Foot Edge Guide Locking Spring, for presser foot No. 61320 D-	26
28623 A	Oil Wiper, leather, for transmitter pulley shaft on transmitter No. 28636 Z-	39
28630 E	Frame, for transmitter No. 28636 Y (screw No. 22509 A)-	45
28630 F	Frame, for transmitter No. 28636 Z-	45
28633 F	Operating Lever, for transmitter No. 28636 Z	45
28633 G	Operating Lever and Dress Guard, for transmitter No. 28636 Y (screw No. 22509 A)	43
28633 H	Operating Lever Thrust Plate, for transmitter No. 28636 Y-	39
28633 J	Operating Lever Thrust Cap, for transmitter No. 28636 Y	29
28633 K	Brake Lever, for transmitter No. 28636 Y (set screw No. 22509 A, brake screw No. 22586 D)	39
28633 L	Brake Lever Spring, for transmitter No. 28636 Y	37
28635 Y	Round Belt Transmitter, offset mounting, without accessories	—
28635 Z	Round Belt Transmitter, center mounting, without accessories	—
28636 Y	Round Belt Transmitter, offset mounting, with accessories	46
28636 Z	Round Belt Transmitter, center mounting, with accessories	46
28705	"Electro Drive", round belt, 1/2 H.P., A.C., 1 phase, 60 cycles, 105-115 volts, 3400 R.P.M.	—

LIST OF PARTS

Symbol to Order By	The figures in the last column refer only to the plates illustrating the parts and are not to be used in ordering. Refer to pink insert for prices.	Plate No.
28705 D	"Electro Drive", round belt, 1/2 H.P., A.C., 1 phase, 60 cycles, 220 volts, 3450 R.P.M.	—
28705 V	"Electro Drive", "V" belt, 1/2 H.P., A.C., 1 phase, 60 cycles, 105-115 volts, 3400 R.P.M.	—
28705 DV	"Electro Drive", "V" belt, 1/2 H.P., A.C., 1 phase, 60 cycles, 220 volts, 3450 R.P.M.	—
28707 B	"Electro Drive", round belt, 1/2 H.P., A.C., 3 phase, 60 cycles, 210-230 volts, 3500 R.P.M.	—
28707 D	"Electro Drive", round belt, 1/2 H.P., A.C., 3 phase, 60 cycles, 440 volts, 3500 R.P.M.	—
28707 BV	"Electro Drive", "V" belt, 1/2 H.P., A.C., 3 phase, 60 cycles, 210-230 volts, 3500 R.P.M.	—
28707 DV	"Electro Drive", "V" belt, 1/2 H.P., A.C., 3 phase, 60 cycles, 440 volts, 3500 R.P.M.	—
28708	"Electro Drive", round belt, 1/2 H.P., D.C., 105-115 volts, 3000 R.P.M.	—
28708 A	"Electro Drive", round belt, 1/2 H.P., D.C., 210-230 volts, 3000 R.P.M.	—
28708 V	"Electro Drive", "V" belt, 1/2 H.P., D.C., 105-115 volts, 3000 R.P.M.	—
28708 AV	"Electro Drive", "V" belt, 1/2 H.P., D.C., 210-230 volts, 3000 R.P.M.	—
29126 AF	Feed Eccentric Assembly; one each Nos. 61237, 61238 lapped together	35
29133 F	Air Pump Eccentric Assembly, for Styles 61200 C, 61300 C; one each Nos. 61237 A, 61285 G lapped together	35
29264 F	Needle Bar Assembly, for Styles 61200 C, 61200 F, 61300 C, 61300 F; one each Nos. 61217, 22752, 61218 A	36
29264 G	Needle Bar Assembly, for Style 61300 E; one each Nos. 61317 E, 22752, 61218 A	36
29474 A	Hook Assembly; one each Nos. 22716 B, 61208 A, 61210, 61211, 61212 A, 61213 N, 61214, 61214 N, 61215, 61215 N, 61216, 61216 N; two No. 22564 E; three No. 22569 A; ten No. 22716 A	27
29480 W	Thread Stand Assembly; one each Nos. 21104 B-9, 21114 A, 21130 A-2; two each Nos. 69 S, 100 B	—
29480 X	Accessories, for Class 61200 machines; one each Nos. 21393 C, 21661 C, 21661 D, 21663 C, 21664, 21665 C, 61377 AB, 61378; two each Nos. 21662 C, 21665, 22846 Q-16, 61374; four No. 61376; twelve No. NA12	—
29480 Y	Accessories, for Class 61300 machines; one each Nos. 21393 D, 21661 C, 21661 D, 21663 C, 21664, 21665 C, 61377 AB, 61378; two each Nos. 21662 C, 21665, 22846 Q-16, 61374; four No. 61376; twelve No. NA12	—

LIST OF PARTS

Symbol to Order By	The figures in the last column refer only to the plates illustrating the parts and are not to be used in ordering. Refer to pink insert for prices.	Plate No.
35772 H	Spring Washer, for hemmer bracket swinging arm	25
39142 Q	Air Pump Piston Pin, for Styles 61200 C, 61300 C (screw No. 22768) - - - - -	29
41041 B	Feed Driving Shaft Collar (screw No. 531) - - -	25
51430 F	Presser Foot Adjusting Screw Lock Nut, for presser foot No. L293 - - - - -	25
K51606	Throw-out Adapter Assembly, for mounting plate hemmers, with short bases, ranging from 1/2 to 3 inch width of hem; one each Nos. 12957 E, 22735, K51624, K51625, K51626; two each Nos. 20, 22570 (attaching screw No. 94)	34
K51619	Plate Hemmer, for making a 1/4 inch hem on towels; used with feed dog No. 61205 A, presser foot No. 61220 T, throat plate No. 61224 C-093 (attaching screw No. 25 C) - - -	31
K51620	Presser Foot, for hemming sheets and pillow cases, all widths of hem up to 3 inches; used with feed dog No. 61205 A, throat plate No. 61224 C-093 (screw No. 22775) - - - - -	15
K51621	Plate Hemmer, 1 inch hem, for sheets; used with feed dog No. 61205 A, presser foot No. K51620, throat plate No. 61224 C-093, swinging bracket No. K51659 (attaching screw No. 22711) - - -	33
K51622	Plate Hemmer, 3 inch hem, for sheets; used with feed dog No. 61205 A, presser foot No. K51620, throat plate No. 61224 C-093, swinging bracket No. K51659 (attaching screw No. 22711)	33
K51623	Throw-out Adapter Assembly, for mounting plate hemmers, with long bases, ranging from 1/2 to 3 inch width of hem; one each Nos. 12957 E, 22735, K51624, K51625; two each Nos. 20, 22570 (attaching screw No. 94) - - - - -	34
K51624	Base, for sub-assemblies Nos. K51606, K51623 (attaching screw No. 94) - - - - -	34
K51625	Swinging Arm, for sub-assemblies Nos. K51606, K51623 (pivot screw No. 22735, washer No. 12957 E) - - - - -	34
K51626	Hemmer Support, for sub-assembly No. K51606 (attaching screw No. 22570, washer No. 20) - -	34
K51627	Tension Spring, .059 inch diameter wire, for needle thread - - - - -	26
K51630	Presser Foot, with guide on right side and extending full length of bottom, for edge stitching pants flies, guide projects 3/64 inch below bottom and is located 1/16 inch to right of needle; used with feed dog No. 61205, throat plate No. 61224-093 (screw No. 22775)	20
K51634	Presser Foot, diagonal front, for miscellaneous hemming operations; used with feed dog No. 61305 A, throat plate No. 61324 A-093 (screw No. 22775) - - - - -	15



LIST OF PARTS

Symbol to Order By	The figures in the last column refer only to the plates illustrating the parts and are not to be used in ordering. Refer to pink insert for prices.	Plate No.
K51636	Presser Foot, with 1/16 inch off-set in line with feed, for edge stitching heavy overcoats; used with feed dog No. 61305 B, throat plate No. 61324 B-093 (screw No. 22775)- - - - -	19
K51643	Presser Foot, 1/4 inch wide, for attaching hook and eye strips to corsets; used with feed dog No. 61205 A, throat plate No. 61224 A-093 (screw No. 22775)- - - - -	14
K51645	Presser Foot, with 9/32 inch groove to left of needle, for cording work on upholstery; used with feed dog No. 61305 A, throat plate No. 61324 A-093 (screw No. 22775)- - - - -	19
K51649	Plate Hemmer, for making a 1/8 inch hem on muslin garments; used with feed dog No. 61205 A, presser foot No. 61220, throat plate No. 61224 C-093 (attaching screw No. 25 C) - - - -	31
K51650	Plate Hemmer, for making a 3/8 inch hem on shorts; used with feed dog No. 61205 C, presser foot No. 61220, throat plate No. 61224 C-093 (attaching screw No. 25 C) - - - -	31
K51655	Cut Edge Binder, for use with 1 inch bias binding; used with feed dog No. 61305 B, presser foot No. 61220 H, throat plate No. 61224 D-093 (attaching screw No. K51693) - - - - -	32
K51659	Swinging Bracket, for dual plate hemmers on sheets; used with feed dog No. 61205 A, presser foot No. K51620, throat plate No. 61224 C-093, hemmers Nos. K51621, K51622 (attaching screw No. 94) - - - - -	34
K51660	Presser Foot, rigid bottom, with guide on right side, guide extends 3/64 inch below main section and is located 1/4 inch to right of center of needle, for miscellaneous edge stitching (screw No. 22775)- - - - -	20
K51661	Presser Foot, rigid bottom, with guide on right side, guide extends 3/64 inch below main section and is located 3/8 inch to right of center of needle, for miscellaneous edge stitching (screw No. 22775)- - - - -	20
K51662	Presser Foot, rigid bottom, with guide on right side, guide extends 3/64 inch below main section and is located 1/2 inch to right of center of needle, for miscellaneous edge stitching (screw No. 22775)- - - - -	20

LIST OF PARTS

Symbol to Order By	The figures in the last column refer only to the plates illustrating the parts and are not to be used in ordering. Refer to pink insert for prices.	Plate No.
K51665	Presser Foot, hinged bottom, 1/2 inch wide, left side of bottom is .015 inch lower than right side, ledge is located in line with left side of slot, for miscellaneous edge stitching; used with feed dog No. 61205 A, throat plate No. 61224 C-093 (bottom tilting spring No. 6990, hinge pin No. 61330 B-29, attaching screw No. 22775) - - - - -	11
K51666	Cut Edge Binder, for use with 3/4 inch bias strip; used with feed dog No. 61305 B, presser foot No. 61220 H, throat plate No. 61224 D-093 (attaching screw No. K51693) - - -	32
K51667	Cut Edge Binder, for use with 7/8 inch bias strip; used with feed dog No. 61305 B, presser foot No. 61220 H, throat plate No. 61224 D-093 (attaching screw No. K51693) - - -	32
K51668	Plate Hemmer, for making a 3/16 inch hem on muslin; used with feed dog No. 61205 A, presser foot No. 61220 T, throat plate No. 61224 C-093 (attaching screw No. 25 C) - - - - -	31
K51669	Plate Hemmer, for making a 1/4 inch hem on shorts; used with feed dog No. 61205 C, presser foot No. 61220, throat plate No. 61224 C-093 (attaching screw No. 25 C) - - - -	31
K51670	Plate Hemmer, for making a 1 1/2 inch hem on house dresses; used with feed dog No. 61205, presser foot No. 61220, throat plate No. 61224-063, throw-out adapter No. K51623 (attaching screw No. 22570) - - - - -	41
K51671	Cut Edge Binder, for use with 1 inch light weight binding; used with feed dog No. 61305 B, presser foot No. 61220 H, throat plate No. 61224 D-093 (attaching screw No. K51693) - - - - -	32
K51672	Plate Hemmer, for making a 5/16 inch hem on overall straps; used with feed dog No. 61305 C, presser foot No. 61320 C, throat plate No. 61324 C-093 (attaching screw No. 25 C) - - - -	31
K51675	Presser Foot, rigid bottom, with yielding spring guide located 1/16 inch to right of needle, for attaching collar bands to shirts; used with feed dog No. 61205 A, throat plate No. 61224 C-093 (spring guide No. K51676, spring guide screw No. 187 A, attaching screw No. 22775) - - - - -	16
K51676	Yielding Spring Guide, for presser feet Nos. L168, L239, K51675 (attaching screw No. 187 A)	22
K51679	Presser Foot Hemmer, for 3/32 inch hem, flat bottom; used with feed dog No. 61205 A, throat plate No. 61224 C-093 (screw No. 22775) - - - -	17

LIST OF PARTS

Symbol to Order By	The figures in the last column refer only to the plates illustrating the parts and are not to be used in ordering. Refer to pink insert for prices.	Plate No.
K51680	Throat Plate, diameter of needle hole .093 inch, .125 inch thickness, with front cut away flush with bed; otherwise same as 61324 C-093; used with feed dog No. 61305 C, presser foot No. 61320 C (attaching screw No. 376) - - - - -	5
K51681	Plate Hemmer, for making a 9/32 inch hem on towels; used with feed dog No. 61205 A, presser foot No. 61220 T, throat plate No. 61224 C-093 (attaching screw No. 25 C) - - - - -	31
K51682	Presser Foot, hinged bottom, split front, with long right section; used with feed dog No. 61205 A, throat plate No. 61224 C-093 (shank No. 61230 D, hinge pin No. 61330 B-29, attaching screw No. 22775) - - - - -	11
K51683	Presser Foot, rigid bottom, plain well rounded front, 1/2 inch wide, for attaching cuffs to shirts, used with feed dog No. 61205 A, throat plate No. 61224 C-093 (screw No. 22775) - - - - -	13
K51684	Presser Foot, hinged bottom, for edge stitching on coats and vests, used with feed dog No. 61305 B, throat plate No. 61324 B-093 (shank No. 61230 D, hinge pin No. 61330 B-29, attaching screw No. 22775) - - - - -	12
K51685	Throat Plate, diameter of needle hole .093 inch, thickness .083 inch, for edge stitching on ordinary quality coats and vests; used with feed dog No. K51686, presser foot No. 61320 (attaching screw No. 376) - - - - -	4
K51686	Feed Dog, 16 teeth per inch, for edge stitching on ordinary quality coats and vests; used with presser foot No. 61320, throat plate No. K51685 (screw No. 22768) - - - - -	9
K51688	Plate Hemmer, for making a 1 inch hem with 3/8 inch underlap on sheets; used with feed dog No. 61205 A, presser foot No. K51620, throat plate No. 61224 C-093, dual swinging bracket No. K51659 (attaching screw No. 22711) - - - - -	33
K51689	Plate Hemmer, for making a 3 inch hem with 3/8 inch underlap on sheets; used with feed dog No. 61205 A, presser foot No. K51620, throat plate No. 61224 C-093, dual swinging bracket No. K51659 (attaching screw No. 22711) - - - - -	33
K51693	Attaching Screw, for binders mounted on throat plate - - - - -	23
K51696	Presser Foot, rigid bottom, with guide on right side; guide extends 1/32 inch below main section and is located 1/32 inch to right of center of needle; used with feed dog No. 61205, throat plate No. 61224-063 (screw No. 22775) - - - - -	20

LIST OF PARTS

Symbol to Order By	The figures in the last column refer only to the plates illustrating the parts and are not to be used in ordering. Refer to pink insert for prices.	Plate No.
K51697	Presser Foot Hemmer, with round wire tongue, for 3/16 inch hem on work shirts; used with feed dog No. 61205 C, throat plate No. 61224 C-093 (scroll No. 61230-5/32, screw No. 22775) - - - - -	17
K51699	Cut Edge Binder, for use with 5/8 inch straight cut strip; used with feed dog No. 61305 B, presser foot No. 61220 H, throat plate No. 61224 D-093 (attaching screw No. K51693)- - - - -	32
51930	Presser Foot Bottom Tilting Spring, for presser feet Nos. L204, L208, 61220 J, 61220 K, 61220 P, 61220 Q, 61220 S, 61320 J	26
61202	Bed Slide- - - - -	37
61203	Edge Guide, for machines equipped with throat plates flush with the bed (attaching screw No. 22551 A) - - - - -	34
61203 A	Edge Guide, for machines equipped with throat plates which project above the bed (attaching screw No. 22551 A) - - - - -	34
61203 B	Flexible Guide Assembly, for edge stitching collars and cuffs on dress shirts; used with feed dog No. 61205 A, presser foot No. 61220 A, throat plate No. 61224 C-093; one each Nos. 61203 C, 61203 D; two No. 22561 (attaching screw No. 22585 A)- - - - -	33
61203 C	Flexible Edge Guide, for sub-assembly No. 61203 B (screw No. 22561)- - - - -	33
61203 D	Base, for sub-assembly No. 61203 B (screw No. 22585 A) - - - - -	33
61205	Feed Dog, 16 teeth per inch, for miscellaneous house dress operations; used with presser foot No. 61220, throat plate No. 61224-093	9
61205 A	Feed Dog, 16 teeth per inch, for miscellaneous operations on articles made from light weight woven cloth; used with presser foot No. 61220 A, throat plate No. 61224 C-093- -	10
61205 B	Feed Dog, 16 teeth per inch, for hemming dress shirts; used with presser foot No. 61220 B, throat plate No. 61224 B-093 - - - - -	9
61205 C	Feed Dog, 22 teeth per inch, 3 rows of teeth, for hemming work shirts; used with presser foot No. 61220 C, throat plate No. 61224 C-093- - - - -	10
	Feed Dog Screw No. 22768	
61207 A	Hook, complete; includes one each Nos. 61208 A, 61210, 61211; three No. 22569 A; seven No. 22716 A) - - - - -	27
61207 B	Hook and Bobbin Case Holder Assembly; one each Nos. 61207 A, 61214- - - - -	27

LIST OF PARTS

Symbol to Order By	The figures in the last column refer only to the plates illustrating the parts and are not to be used in ordering. Refer to pink insert for prices.	Plate No.
61208 A	Hook (screw No. 22569 A)- - - - -	27
61210	Hook Thread Deflector (screw No. 22716 A)	27
61211	" " Retainer (screw No. 22716 A)- -	27
61212	Bobbin, steel, for Style 61300 E- - - - -	27
61212 A	" aluminum, for Styles 61200 C, 61200 F, 61300 C, 61300 F - - - - -	27
61213	Bobbin Case Assembly; one each Nos. 22716 B, 61213 N, 61214 N, 61215, 61215N, 61216, 61216 N; two No. 22564 E - - - - -	27
61213 N	Bobbin Case - - - - -	27
61214	Bobbin Case Holder- - - - -	27
61214 N	Bobbin Case Tension Spring (attaching screw No. 22564 E, regulating screw No. 22716 B)	27
61214 U	Bobbin Case Holder Finger (screw, right, No. 22742, screw, left, No. 93) - - - - -	27
61215	Bobbin Case Latch (stop screw No. 22564 E)	27
61215 N	" " " Lever - - - - -	27
61216	" " " Hinge Pin - - - - -	27
61216 N	" " " Spring- - - - -	26
61217	Needle Bar (clamp screw No. 22729)- - - - -	36
61218 A	" Clamp Collar (screw No. 22752) - - -	27
61220	Presser Foot Assembly, hinged bottom, for miscellaneous house dress operations; used with feed dog No. 61205, throat plate No. 61224-093; one each Nos. 61230 H, 61230 D, 61330 B-29- - - - -	13
61220 A	Presser Foot Assembly, hinged bottom, length of bottom 1 1/8 inches, for mis- cellaneous operations on articles made from light weight woven cloth; used with feed dog No. 61205 A, throat plate No. 61224 C-093; one each Nos. 61230 E, 61230 D, 61330 B-29 - - - - -	11
61220 B-1/8	Presser Foot Hemmer, for 1/8 inch hem on dress shirts; used with feed dog No. 61205 B, throat plate No. 61224 B-093 (scroll No. 61230 B-1/8, scroll pin No. 61230 C)- - - - -	17
61220 B-5/32	Presser Foot Hemmer, for 5/32 inch hem on dress shirts; used with feed dog No. 61205 B, throat plate No. 61224 B-093 (scroll No. 61230 B-1/8, scroll pin No. 61230 C)- - - - -	17
61220 C-1/8	Presser Foot Hemmer, for 1/8 inch hem on work shirts; used with feed dog No. 61205 C, throat plate No. 61224 C-093 (scroll No. 61230-5/32) - - - - -	17
61220 C-5/32	Presser Foot Hemmer, for 5/32 inch hem- - -	17
61220 C-3/16	" " " for 3/16 inch hem- - -	17
61220 C-1/4	" " " for 1/4 inch hem - - -	17

LIST OF PARTS

Symbol to Order By	The figures in the last column refer only to the plates illustrating the parts and are not to be used in ordering. Refer to pink insert for prices.	Plate No.
61220 D-1/8	Presser Foot Hemmer, large capacity, without ribs on bottom, for making a 1/8 inch hem on dress shirts; used with feed dog No. 61205 A, throat plate No. 61224 C-093- - - - -	17
61220 E	Presser Foot, for miscellaneous operations on articles made from light weight woven cloth- - - - -	14
61220 F	Presser Foot, for edge stitching collars and cuffs on work shirts; used with feed dog No. 61305 B, throat plate No. 61324 B-093; formerly No. K51637 - - - -	11
61220 G	Presser Foot, for hemming work shirts with plate hemmer; used with feed dog No. 61205, throat plate No. 61224-093; formerly No. K51644- - - - -	14
61220 H	Presser Foot, solid bottom, for miscellaneous binding operations with English binder depressed below the surface of the throat plate; used with feed dog No. 61305 B, throat plate No. 61224 D-093; formerly No. K51602- - - - -	14
61220 J	Presser Foot Assembly, hinged bottom, with spring for raising toe; for miscellaneous operations on articles made from light weight woven cloth; used with feed dog No. 61205 A, throat plate No. 61224 C-093; one each Nos. 61230 D, 61230 E, 61330 B-29, 51930; formerly No. K51698 - - - - -	11
61220 K	Presser Foot Assembly, hinged flat bottom, plain well rounded front, with spring for raising toe, distance from center of needle hole to right edge 17/32 inch; used with feed dog No. 61205 A, throat plate No. 61224 C-093; one each Nos. 61230 K, 51930, 61230 D, 61330 B-29; formerly No. L4- - - - -	13
61220 L-5/32	Presser Foot Hemmer, with round wire tongue, for 5/32 inch hem on work shirts; used with feed dog No. 61205 C, throat plate No. 61224 C-093; formerly No. L14 (scroll No. 61230-5/32, scroll pin No. 61230 J) - - - - -	17
61220 M-1/8	Presser Foot Hemmer, for 1/8 inch hem on dresses; used with feed dog No. 61205 A, throat plate No. 61224 C-093; formerly No. L10- - - - -	18

LIST OF PARTS

Symbol to Order By	The figures in the last column refer only to the plates illustrating the parts and are not to be used in ordering. Refer to pink insert for prices.	Plate No.
61220 N	Presser Foot, rigid bottom, with guide on right side, guide extends .015 inch below main section and is located 1/16 inch to right of center of needle, for attaching labels; used with feed dog No. 61205 B, throat plate No. 61224 B-063; formerly No. L27 - - - - -	20
61220 P	Presser Foot Assembly, hinged bottom, same as No. 61220 A, except with spring to raise toe, front is longer and bent up higher; used with feed dog No. 61205 A, throat plate No. 61224 C-093 (shank No. 61330, tilting spring No. 51930, hinge pin No. 61330 B-35; formerly No. L38 - - - - -	11
61220 Q	Presser Foot Assembly, distance from center of needle hole to right side 5/16 inch, for use with 3/8 inch plate hemmers; used with feed dog No. 61205 C, throat plate No. 61224 C-093; one each Nos. 61230 Q, 51930, 61230 D, 61330 B-29 - - - - -	13
61220 R	Presser Foot, rigid bottom, 5/16 inch wide, with all bearing surface of bottom to left of center of needle; formerly No. L26 - - -	15
61220 S	Presser Foot Assembly, hinged bottom, with yielding right side, for miscellaneous edge stitching; one each Nos. 51930, 61230 L, 61230 M, 61230 S, 61330 B-35 - - - - -	13
61220 T	Presser Foot, plain well rounded front, for hemming towels, 1/4 inch hem; used with feed dog No. 61205 A, throat plate No. 61224 C-093, hemmer No. K51619; formerly No. K51618 - - - - -	15
61221	Presser Foot Screw No. 22775	
61221	Hand Wheel, grooved for round belt (set screw No. 22597 A, spot screw No. 22597) - - - - -	37
61221 E	Hand Wheel, solid, grooved for No. 2 "V" belt, working diameter 2 1/2 inches (spot screw No. 22597, set screw No. 22597 A) - - -	37
61222	Main Shaft, for styles in Class 61200 - - - - -	44
61224-063	Throat Plate, diameter of needle hole .063 inch, thickness .083 inch, for miscellaneous house dress operations; used with feed dog No. 61205, presser foot No. 61220 - - -	3
61224-093	Throat Plate, diameter of needle hole .093 inch - - - - -	3
61224 B-063	Throat Plate, diameter of needle hole .063 inch, thickness .083 inch, for hemming dress shirts, used with feed dog No. 61205 B, presser foot No. 61220 B - - - - -	2

LIST OF PARTS

Symbol to Order By	The figures in the last column refer only to the plates illustrating the parts and are not to be used in ordering. Refer to pink insert for prices.	Plate No.
61224 B-093	Throat Plate, diameter of needle hole .093 inch-	2
61224 C-063	Throat Plate, diameter of needle hole .063 inch, thickness .083 inch, for hemming work shirts; used with feed dog No. 61205 C, presser foot No. 61220 C-	6
61224 C-073	Throat Plate, diameter of needle hole .073 inch	6
61224 C-093	" " diameter of needle hole .093 inch; formerly No. L25	6
61224 D-063	Throat Plate, diameter of needle hole .063 inch, thickness .083 inch, for miscellaneous binding operations with English binder depressed below the surface of the throat plate; used with feed dog No. 61305 B, presser foot No. 61220 H-	7
61224 D-073	Throat Plate, diameter of needle hole .073 inch	7
61224 D-093	" " diameter of needle hole .093 inch; formerly No. K51600-	7
61230-5/32	Throat Plate Screw No. 376 Scroll, for presser feet Nos. L175, 61220 C-1/8, 61220 C-5/32, 61220 C-3/16, 61220 C-1/4, 61220 D-1/8, 61220 L-5/32	22
61230 B-1/8	Scroll, for presser feet Nos. 61220 B-1/8, 61220 B-5/32	22
61230 C	Scroll Pin, for presser feet Nos. L251, 61220 B-1/8, 61220 B-5/32-	22
61230 D	Shank, for presser feet Nos. L8, L62, L71, L195, L204, L208, L251, L266, L305, L334, K51682, K51684, 61220, 61220 A, 61220 J, 61220 K, 61220 Q	-
61230 E	Bottom, marked "61220 A", for presser foot No. 61220 A-	21
61230 F	Bottom, marked "61220 F", for presser foot No. 61220 F-	21
61230 H	Bottom, marked "61220" for presser foot No. 61220-	21
61230 J	Scroll Pin, for presser feet Nos. 61220 D-1/8, 61220 L-5/32-	22
61230 K	Bottom, marked "61220 K", for presser foot No. 61220 K-	21
61230 L	" marked "61220 S" for presser foot No. 61220 S-	21
61230 M	Yielding Section, for presser foot No. 61220 S-	21
61230 Q	Bottom, marked "61220 Q", for presser foot No. 61220 Q-	21
61230 S	Shank, for presser foot No. 61220 S-	-
61231	Finger Guard	10



LIST OF PARTS

Symbol to Order By	The figures in the last column refer only to the plates illustrating the parts and are not to be used in ordering. Refer to pink insert for prices.	Plate No.
61232	Feed Driving Shaft, for Styles 61200 C, 61200 F	44
61232 D	" " Shaft Bushing, left- - - - -	29
61232 G	Feed Driving Shaft Oil Retaining Bushing, right, has left spiral oil groove and must be assembled to right of hook driving gear - - -	29
61232 N	Feed Driving Shaft Oil Retaining Bushing, left, has right spiral oil groove and must be assembled to left of hook driving gear- - -	29
61233 N	Feed Lift Link- - - - -	28
61234	Feed Bar (set screw No. 89) - - - - -	35
61235	" " Shaft- - - - -	29
61236	" Rocker - - - - -	35
61236 G	" " Shaft (set screw No. 719) - - - - -	37
61236 N	" " " Bushing - - - - -	29
61236 U	" " Connection Link (screw No. 89)- - -	35
61237	" Eccentric (set screw No. 95, spot screw No. 96)- - - - -	29
61237 A	Air Pump Eccentric, for Styles 61200 C, 61300 C (set screw No. 95, spot screw No. 22764 A)- -	29
61238	Feed Eccentric Strap- - - - -	35
61239	" Dog Holder (screw No. 93)- - - - -	10
61240	Hook Shaft, solid, for Style 61300 E- - - - -	36
61240 B	Hook Shaft, tubular, for use with valve screw No. 61296 on Styles 61200 C, 61200 F, 61300 C, 61300 F- - - - -	36
61241 A	Hook Shaft Bushing, right - - - - -	29
61241 B	" " " left- - - - -	29
61242	" " Collar (screw No. 88)- - - - -	25
61243	" " Driving Gear (set screw No. 98, spot screw No. 96)- - - - -	35
61244	" " Pinion (screw No. 89)- - - - -	28
61245	Stitch Regulator Thumbscrew (lock screw No. 22597 A)- - - - -	36
61245 G	Stitch Regulator Thumbscrew Binding Insert- - -	26
61246	" " " Lever (screw No. 93 A) - - - - -	28
61247	" " " Lever Spring (screw No. 93 A) - - - - -	26
61248	Stitch Regulator Shaft, 7 31/32 inches long, for Styles 61200 C, 61200 F - - - - -	42
61248 G	Stitch Regulator Shaft Collar (screw No. 89)- -	25
61249	" " " Arm (screw No. 22560 B) - - -	28
61249 G	" " " Pin- - - - -	29
61250	" " " Link (stud No. 22845 C) - - - - -	28
‡61251 A	Take-up Lever Assembly, for Styles 61200 C, 61200 F, 61300 C, 61300 F - - - - -	35
61251 D	Take-up Lever Pin - - - - -	28
61252 G	Take-up Lever Crank Pin, for Styles 61200 C, 61200 F, 61300 C, 61300 F (set screw No. 531, spot screw No. 22764 A) - - - - -	28

‡See Page 5

LIST OF PARTS

Symbol to Order By	The figures in the last column refer only to the plates illustrating the parts and are not to be used in ordering. Refer to pink insert for prices.	Plate No.
61253	Take-up Spring- - - - -	26
61253 G	" " Thread Wire (screw No. 22565 A)	36
61254	Needle Bar Bushing, upper - - - - -	29
61254 A	" " " lower - - - - -	29
61255	" " Connection Stud (screw No. 22562)- - - - -	28
61255 G	Needle Bar Link, for Styles 61200 C, 61200 F, 61300 C, 61300 F (clamp screw No. 22729, pivot screw No. 22757 A)- - - - -	28
61255 K	Needle Bar Link Spacing Shim- - - - -	26
61256 G	Presser Spring Washer - - - - -	25
61257	" Bar - - - - -	36
61257 G	" " Bushing, upper, and presser spring regulator - - - - -	29
61258	" " Connection, for Styles 61200 C, 61200 F, 61300 C, 61300 F - - - - -	35
61259	" " Guide (screw No. 95)- - - - -	28
61260	Main Shaft and Feed Driving Shaft Gear (set screw No. 95, spot screw No. 96 A, for main shaft gear; set screw No. 22839 A for feed driving shaft gear)- - - - -	35
61261	Feed Driving Shaft Intermediate Gear - - - - -	35
61262	Intermediate Gear Shaft, 3 3/4 inches long (set screw No. 22597 A)- - - - -	36
61263	Intermediate Gear Bushing- - - - -	29
61264	" " Shaft Collar, right (screw No. HA61 D)- - - - -	25
61264 A	" " Shaft Collar, left (screw No. HA61 D)- - - - -	25
61265	Hand Lifter (screw pin No. 22799 M)- - - - -	35
61266	Lifter Lever, for Styles 61200 C, 61200 F (stud No. 22566 B, spring No. 15872 F) - - - - -	44
61267	Lifter Lever-Link, for Styles 61200 C, 61200 F, 61300 C, 61300 F (screw No. 22758 B)- - - - -	28
61267 G	Lifter Lever Spring Pin- - - - -	26
61268	" " Connecting Rod (cotter pin No. 660-142)- - - - -	42
61269	" " Bell Crank (stud No. 22817 A, stop screw No. 22874, lock nut No. 9937) - - - - -	36
61270	Frame Thread Guide Wire, for Styles 61200 C, 61200 F, 61300 C, 61300 F- - - - -	27
61271	Frame Needle Thread Eyelet (screw No. 22570 A)	26
61272	Spool Pin- - - - -	26
61273	Bed Slide Spring (screw No. 91 A)- - - - -	37
61282	Cover, for feed driving shaft gear case (screw No. 22570 A) - - - - -	41
61282 A	Cover, for hook shaft gear case (screw No. 22570 A) - - - - -	35
61282 B	Face Plate (thumbscrew No. 22837)- - - - -	41
61282 C	" " Pin - - - - -	26

LIST OF PARTS

Symbol to Order By	The figures in the last column refer only to the plates illustrating the parts and are not to be used in ordering. Refer to pink insert for prices.	Plate No.
61282 D	Gasket, for feed driving shaft gear case cover- - - - -	41
61282 E	Gasket, for hook shaft gear case cover - - -	35
61285 G	Air Pump Eccentric Strap, for Styles 61200C, 61300 C (screw No. 22768)- - - - -	35
61285 N	Air Pump Piston, for Styles 61200 C, 61300 C	28
61286	Air Pump Cylinder, for Styles 61200 C, 61300 C (screw No. 12997 A)- - - - -	37
61286 G	Air Pump Cylinder Valve Spring, for Styles 61200 C, 61300 C - - - - -	26
61286 N	Air Pump Tube, for Styles 61200 C, 61300 C	37
61290	Main Shaft Bushing, right- - - - -	36
61290 G	" " " left; also for No. 61232	29
61291 A	Main Shaft Crank, for Styles 61200 C, 61200 F, 61300 C, 61300 F (set screw No. 95, spot screw No. 22597)- - - - -	35
61292	Tension Post - - - - -	26
61292 A	" " Socket (set screw No. 95, spot screw No. 22764)- - - - -	29
61292 C	" Regulating Nut - - - - -	25
61292 F-14	" Spring, .047 inch diameter wire, for bobbin winder- - - - -	40
61292 G	" Release Pin- - - - -	26
61292 H	" " Washer - - - - -	26
61293	Oil Tube, 1 11/16 inches long, serving needle bar link and take-up lever on Styles 61200 C, 61200 F, 61300 C, 61300 F (felt wick No. 666-20)- - - - -	37
61293 G	Oil Tube, 1 3/16 inches long, serving left main shaft bearing and take-up lever link	30
61293 N	Plug, .814 inch diameter, for left section of arm- - - - -	30
61294 D	Oil Pipe, for hook raceway on Style 61200 C	44
61294 G	Adapter, for oil cup on Style 61200 C - - -	30
61294 W	Brass Union, for oil line to hook raceway on Style 61200 C- - - - -	30
61294 X	Coupling, for hook raceway oil pipe on Styles 61200 C, 61300 C - - - - -	25
61296	Valve Screw, for hook shaft on Styles 61200 C, 61200 F, 61300 C, 61300 F- - - -	24
61303	Edge Guide Assembly, adjustable, swing-out type, for edge stitching on coats and vests; used with feed dog No. 61305 B, presser foot No. 61320 B, thread plate No. 61324 B-093; one each Nos. 61303 A, 134, 22551, 61303 B, 61303 C, 61303 D; formerly No. K51609 - - - - -	33
61303 A	Edge Guide, for sub-assembly No. 61303 (screw No. 22585 A) - - - - -	33
61303 B	Edge Guide Holder, for sub-assembly No. 61303; also for No. L323- - - - -	33

LIST OF PARTS

Symbol to Order By	The figures in the last column refer only to the plates illustrating the parts and are not to be used in ordering. Refer to pink insert for prices.	Plate No.
61303 C	Edge Guide Holder Base, for sub-assembly No. 61303- - - - -	33
61303 D	Washer, for sub-assembly No. 61303; formerly No. K51678 - - - - -	25
61305	Feed Dog, 16 teeth per inch, for miscellaneous operations on cotton and woolen trousers; used with presser foot No. 61320 B, throat plate No. 61324-093- - - - -	9
61305 A	Feed Dog, 14 teeth per inch, for miscellaneous operations on articles made from heavy weight woven cloth; used with presser foot No. 61320 A, throat plate No. 61324 A-093- - - - -	10
61305 B	Feed Dog, 16 teeth per inch, for edge stitching on coats and vests; used with presser foot No. 61320, throat plate No. 61324 B-093 - - - - -	9
61305 C	Feed Dog, 14 teeth per inch, for hemming high back overall suspenders; used with presser foot No. 61320 C, throat plate No. 61324 C-093- - - - -	10
61305 D	Feed Dog, 14 teeth per inch, for miscellaneous operations on articles made from heavy weight woven cloth; used with presser foot No. 61320 A, throat plate No. 61324 D-093- - - - -	10
61305 E	Feed Dog, 16 teeth per inch, for miscellaneous edge stitching on work garments; used with throat plate No. 61324 E-093 - - - - -	9
61305 F	Feed Dog, 16 teeth per inch, for miscellaneous operations on articles made from heavy weight woven cloth; used with presser foot No. 61320 A, throat plate No. 61324 <u>A</u> -093; formerly No. L37 - - - - - Feed Dog Screw No. 22768	9
61317 E	Needle Bar, for Style 61300 E- - - - -	36
61320	Presser Foot, for edge stitching on coats and vests; used with feed dog No. 61305 B, throat plate No. 61324 B-093 - - - - -	14
61320 A	Presser Foot Assembly, hinged bottom, for miscellaneous operations on articles made from heavy weight woven cloth; used with feed dog No. 61305 A, throat plate No. 61324 A-093; one each Nos. 61330 A, 61330, 61330 B-35 - - - - -	11
61320 B	Presser Foot, for miscellaneous operations on cotton and woolen trousers; used with feed dog No. 61305, throat plate No. 61324 B-093 - - - - -	14
61320 C	Presser Foot, for hemming high back overall suspenders; used with feed dog No. 61305 C, throat plate No. 61324 C-093 - - - - -	12

*D 11/29/39*

From the library of: Diamond Needle Corp

LIST OF PARTS

Symbol to Order By	The figures in the last column refer only to the plates illustrating the parts and are not to be used in ordering. Refer to pink insert for prices.	Plate No.
61320 D	Presser Foot, with adjustable guide on right side, guide adjustable from 1/32 to 5/8 inch, for miscellaneous edge stitching on tailoring work; used with feed dog No. 61305 B, throat plate No. 61324 B-093-	15
61320 E	Presser Foot, rigid bottom, with yielding spring guide located 3/32 inch to right of needle, for miscellaneous edge stitching; used with feed dog No. 61305 A, throat plate No. 61324 A-093; formerly No. K51631 (spring guide No. 61330 E, spring guide screw No. 187 A)	16
61320 F	Presser Foot, rigid bottom, with yielding spring guide located 3/16 inch to right of needle, for miscellaneous edge stitching; used with feed dog No. 61305 A, throat plate No. 61324 A-093; formerly No. K51642 (spring guide No. 61330 F, spring guide screw No. 187 A)	16
61320 H	Presser Foot, rigid bottom, with yielding spring guide located 1/16 inch to right of needle, for stitching pants flies (spring guide No. 61330 H, spring guide screw No. 22561)	16
61320 J	Presser Foot Assembly, with spring for raising toe, for miscellaneous operations on articles made from heavy weight woven cloth; used with feed dog No. 61305 A, throat plate No. 61324 A-093; one each Nos. 51930, 61330, 61330 A, 61330 B-35; formerly No. L23	11
61320 K	Presser Foot, rigid bottom, 1/2 inch wide, with the front section of bottom 3/64 inch lower than the rear, offset extends back to center of needle hole, for miscellaneous shirring operations on dresses-	19
61320 L	Presser Foot, length of bottom 1 1/2 inches, with guide on left side, guide extends 1/16 inch below main section and is located in line with left edge of needle slot (shank No. 61330, hinge pin No. 61330 B-35, attaching screw No. 22775) formerly No. L115-	19
61322	Presser Foot Screw No. 22775	
61324-063	Main Shaft, for styles in Class 61300- Throat Plate, diameter of needle hole .063 inch, thickness .083 inch, for miscellaneous operations on cotton and woolen trousers; used with feed dog No. 61305, presser foot No. 61320 B	44 3

LIST OF PARTS

Symbol to Order By	The figures in the last column refer only to the plates illustrating the parts and are not to be used in ordering. Refer to pink insert for prices.	Plate No.
61324-073	Throat Plate, diameter of needle hole .073 inch- - - - -	3
61324-093	Throat Plate, diameter of needle hole .093 inch- - - - -	3
61324 A-093	Throat Plate, diameter of needle hole .093 inch, thickness .125 inch, for miscellaneous operations on articles made from heavy weight woven cloth; used with feed dog No. 61305 A, presser foot No. 61320 A	5
61324 B-063	Throat Plate, diameter of needle hole .063 inch, thickness .083 inch, for edge stitching on coats and vests; used with feed dog No. 61305 B, presser foot No. 61320 - - - - -	4
61324 B-093	Throat Plate, diameter of needle hole .093 inch- - - - -	4
61324 C-083	Throat Plate, diameter of needle hole .083 inch, thickness .125 inch, for hemming high back overall suspenders; used with feed dog No. 61305 C, presser foot No. 61320 C - - - - -	6
61324 C-093	Throat Plate, diameter of needle hole .093 inch, thickness .125 inch - - - - -	6
61324 D-063	Throat Plate, diameter of needle hole .063 inch, thickness .083 inch, for miscellaneous operations on articles made from heavy weight woven cloth; used with feed dog No. 61305 F, presser foot No. 61320 A	5
61324 D-093	Throat Plate, diameter of needle hole .093 inch; formerly No. L36- - - - -	5
61324 E-063	Throat Plate, diameter of needle hole .063 inch, thickness .083 inch, for miscellaneous edge stitching on work garments; used with feed dog No. 61305 E- - - - -	4
61324 E-073	Throat Plate, diameter of needle hole .073 inch- - - - -	4
61324 E-093	Throat Plate, diameter of needle hole .093 inch; formerly No. L78- - - - -	4
61330	Throat Plate Screw No. 376 Shank, for presser feet Nos. L49, L59, L64, L69, L114, L115, L213, L220, L235, L237, L313, 61220 F, 61220 P, 61320 A, 61320 C, 61320 G, 61320 J- - - - -	-
61330 A	Bottom, marked "61320 A" for presser foot No. 61320 A - - - - -	21
61330 B-29	Hinge Pin, 29/64 inch long, for presser feet Nos. L8, L62, L71, L103, L114, L115, L195, L326, L334, K51665, K51682, K51684, 61220, 61220 A, 61220 K, 61220 Q- - - - -	22

LIST OF PARTS


Symbol to Order By	The figures in the last column refer only to the plates illustrating the parts and are not to be used in ordering. Refer to pink insert for prices.	Plate No.
61330 B-35	Hinge Pin, 35/64 inch long, for presser feet Nos. L39, L49, L59, L114, L115, L213, L235, L237, L266, L305, L313, 61220 F, 61220 P, 61220 S, 61320 A, 61320 G, 61320 J- - - - -	22
61330 B-39	Hinge Pin, 39/64 inch long, for presser foot No. 61320 C - - - - -	22
61330 C	Bottom, for presser foot No. 61320 C- - - - -	21
61330 D	Adjustable Guide, for presser foot No. 61320D	22
61330 E	Yielding Spring Guide, for presser feet Nos. L276, 61320 E (screw No. 187 A) - - - - -	22
61330 F	Yielding Spring Guide, for presser foot No. 61320 F (screw No. 187 A) - - - - -	22
61330 H	Yielding Spring Guide, for presser foot No. 61320 H (screw No. 22561) - - - - -	22
61330 L	Bottom, for presser foot No. 61320 L- - - - -	21
61332	Feed Driving Shaft, for styles in Class 61300	44
61341 E	Hook Shaft Bushing Oil Cap, for Styles 61200 F, 61300 E, 61300 F - - - - -	30
61348	Stitch Regulator Shaft, 11 1/32 inches long, for styles in Class 61300 - - - - -	42
‡61351 E	Take-up Lever Assembly, for Style 61300 E - - - - -	35
61352 G	Take-up Lever Crank Pin, for Style 61300 E- - - - -	28
61354 A	Needle Bar Bushing, lower, for Style 61300 E	29
61355 G	Needle Bar Link, for Style 61300 E (clamp screw No. 22729, pivot screw No. 22757 A)	28
61356	Presser Spring, square wire - - - - -	37
61358	" Bar Connection, for Style 61300 E - - - - -	28
61366	Lifter Lever, for Styles 61300 C, 61300 F (stud No. 22566 B, spring No. 15872 F)- - - - -	44
61366 E	Lifter Lever, for Style 61300 E (stud No. 22566 B, spring No. 15872 F)- - - - -	44
61367	Lifter Lever Link, for Style 61300 E (screw No. 22758 B)- - - - -	28
61370 E	Thread Guide Wire, for Style 61300 E- - - - -	27
61374	Hinge Plate (screw No. 22846 Q-16)- - - - -	30
61375	Hinge Stud- - - - -	30
61376	Felt Pad, for mounting machine- - - - -	30
61377 A	Bobbin Winder and Tension Bracket Base- - - - -	40
61377 B	Bobbin Winder Frame; one each Nos. 61377 C, 61377 D - - - - -	40
61377 C	Bobbin Winder Frame Oil Wick- - - - -	40
61377 D	" " " " " Cap- - - - -	40
61377 G	" " " Hinge Pin - - - - -	40
61377 H	" " Pulley (screw No. 22878)- - - - -	40
61377 J	" " Shaft- - - - -	40
61377 K	" " Engaging Lever, (rivet No. 61377 L, hinge stud No. 22877)	40
61377 L	" " Engaging Lever Rivet; also for No. 61377 M - - - - -	40
61377 M	" " Engaging Lever Link (hinge stud No. 22877, rivet No. 61377 L)	40

‡See Page 5


LIST OF PARTS

Symbol to Order By	The figures in the last column refer only to the plates illustrating the parts and are not to be used in ordering. Refer to pink insert for prices.	Plate No.
61377 N	Bobbin Winder Trip Latch, (adjusting screw No. 22876)- - - - -	40
61377 P	Bobbin Winder Tension Bracket (attaching screw No. 22875)- - - - -	40
61377 Q	Bobbin Winder Tension Bracket Washer- - - - -	40
61377 R	" " " Post- - - - -	40
61377 S	" " " Nut- - - - -	40
61377 V	" " Release Spring- - - - -	40
61377 AB	Bobbin Winder, complete, for machines equipped with round or "V" belt pulley; one each Nos. 22875, 22876, 22878, 61292 F-14, 61377 A, 61377 B, 61377 C, 61377 D, 61377 G, 61377 H, 61377 J, 61377 K, 61377 L, 61377 M, 61377 N, 61377 P, 61377 Q, 61377 R, 61377 S, 61377 V; two each Nos. 109, 22877 - - - -	40
61378	Machine Rest Pin- - - - -	36
61391	" Shaft Crank, for Style 61300 E (set screw No. 95, spot screw No. 22597)	35
61392 F-14	Tension Spring, .047 inch diameter wire - -	26
61394 D	Oil Pipe, for hook raceway on Style 61300 C	44
61394 V	Adapter, for oil cup on Style 61300 C - - -	30





Short Arm Machine Style 61200 C  
and Typical of Style  
61200 F



Long Arm Machine Style 61300 C  
and Typical of Styles  
61300 E and 61300 F



Union Special Corporation  
Corporate Office  
One Union Special Plaza  
Huntley, IL 60142  
Phone: 847•669•5101  
Fax: 847•669•4454

Union Special GmbH  
European Distribution Center  
Raiffeisenstrasse 3  
D-71696 Möglingen, Germany  
Tel: 49•07141•247•0  
Fax: 49•07141•247•100

JUKICORPORATION  
INTERNATIONAL SALES DIVISION  
8-2-1, KOKURYO - CHO,  
CHOFU-SHI, TOKYO 182, JAPAN  
PHONE: 03(3430)4001~5  
FAX: 03(3430)4909 . 4914 . 4984



*Union Special*  
INDUSTRIAL SEWING EQUIPMENT